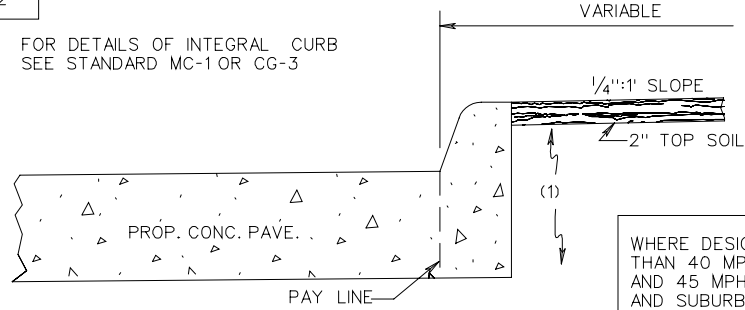


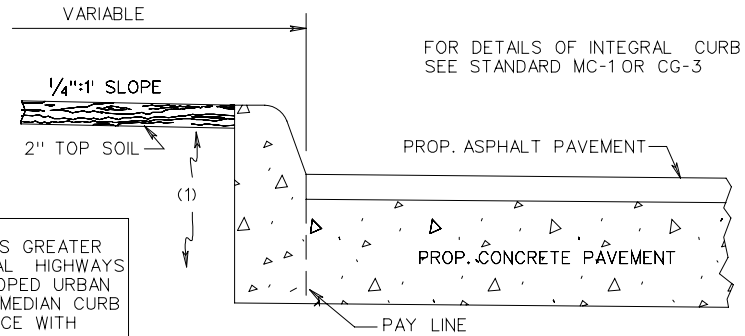
MS-2

FOR DETAILS OF INTEGRAL CURB  
SEE STANDARD MC-1 OR CG-3



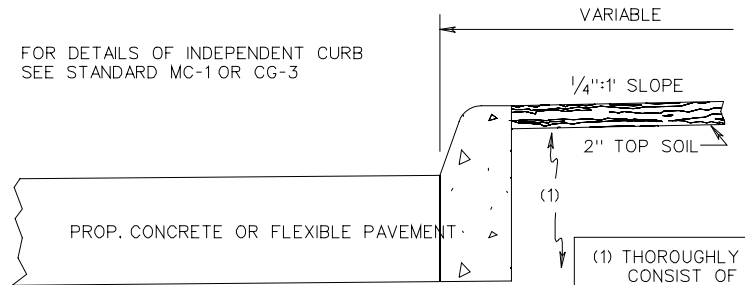
HALF SECTION WITH PROP.  
CONCRETE PAVEMENT

WHERE DESIGN SPEED IS GREATER  
THAN 40 MPH ON RURAL HIGHWAYS  
AND 45 MPH IN DEVELOPED URBAN  
AND SUBURBAN AREAS, MEDIAN CURB  
IS TO BE IN ACCORDANCE WITH  
STANDARD CG-3.



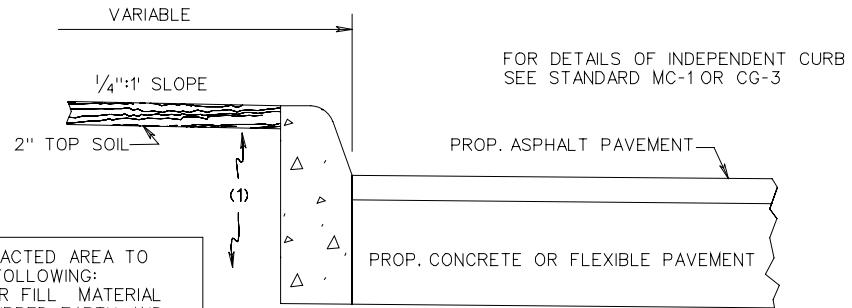
HALF SECTION WITH PROP. CONCRETE  
BASE WITH ASPHALT TOP

FOR DETAILS OF INDEPENDENT CURB  
SEE STANDARD MC-1 OR CG-3



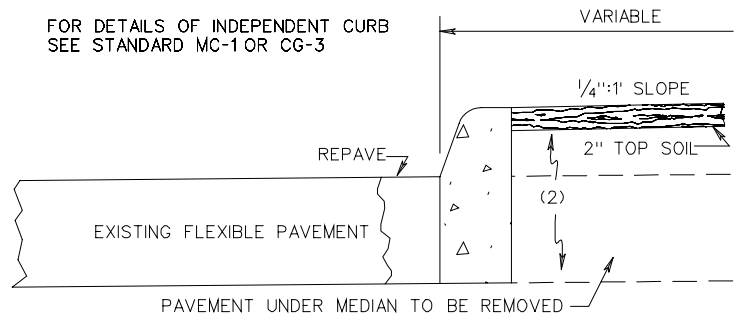
HALF SECTION WITH PROP. CONCRETE  
OR FLEXIBLE PAVEMENT

(1) THOROUGHLY COMPACTED AREA TO  
CONSIST OF THE FOLLOWING:  
IN FILLS - REGULAR FILL MATERIAL  
IN CUTS - UNDISTURBED EARTH AND  
REGULAR FILL MATERIAL,  
AS REQUIRED.  
(2) THOROUGHLY COMPACTED AREA TO  
CONSIST OF REGULAR FILL MATERIAL.

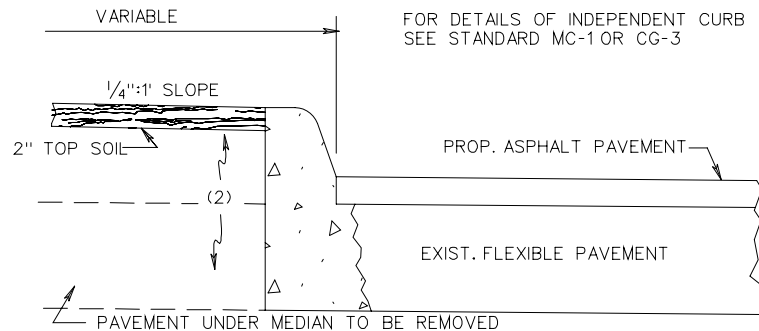


HALF SECTION WITH PROP. CONCRETE OR  
FLEXIBLE BASE WITH ASPHALT TOP

FOR DETAILS OF INDEPENDENT CURB  
SEE STANDARD MC-1 OR CG-3



HALF SECTION WITH EXISTING FLEXIBLE  
PAVEMENT



HALF SECTION WITH EXIST. FLEXIBLE BASE  
WITH ASPHALT TOP

STANDARD RAISED GRASS MEDIAN STRIPS

VIRGINIA DEPARTMENT OF TRANSPORTATION

SPECIFICATION  
REFERENCE

502