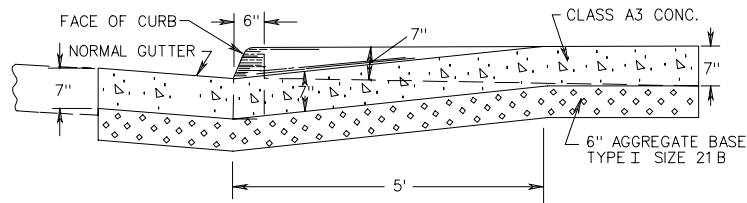
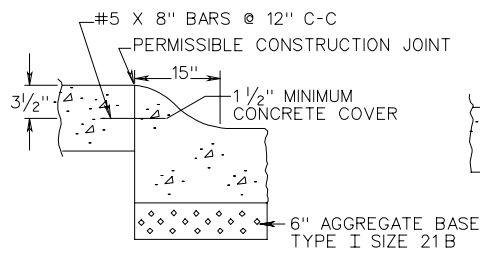


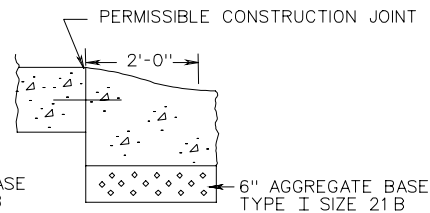
HALF PLAN



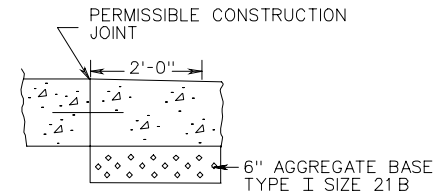
SECTION A-A



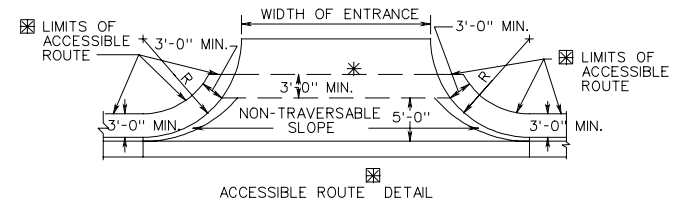
SECTION B-B



SECTION C-C




SECTION D-D



ADDITIONAL RIGHT-OF-WAY IS REQUIRED IF THE LIMITS OF ACCESSIBLE ROUTE  EXTEND BEYOND EXISTING OR PROPOSED VDOT RIGHT-OF-WAY.

DETAIL TO BE USED WHEN THE COMBINED WIDTH OF UNPAVED SPACE AND SIDEWALK SPACE IS LESS THAN 7'.

 ACCESSIBLE ROUTE IS DEFINED AS A CONTINUOUS UNOBSTRUCTED, STABLE, FIRM AND SLIP RESISTANT PATH CONNECTING ALL ACCESSIBLE ELEMENTS OF A FACILITY THAT CAN BE APPROACHED, ENTERED AND USED BY PERSONS WITH MOBILITY IMPAIRMENTS.

\* IF ACCESSIBLE ROUTES ARE BEING PROVIDED, A MINIMUM 3' TRAVERSABLE WIDTH IS REQUIRED.

 LIMITS OF EXPOSED AGGREGATE SIDEWALK FOR CURB RAMP TREATMENT

NOTES:

1. PROP. 7" SIDEWALK IS TO BE POURED MONOLITHICALLY WITH ENTRANCE OR BY USING PERMISSIBLE CONSTRUCTION JOINT WITH REQUIRED BARS.
2. PROPOSED 7" SIDEWALK TO BE CLASS A-3 CONCRETE WITH EXPOSED AGGREGATE FINISH.
3. REQUIRED BARS ARE TO BE NO. 5X8" PLACED 1' CENTER TO CENTER ALONG BACK OF CURB, MID-DEPTH OF SIDEWALK. MINIMUM CONCRETE COVER 1/2".
4. ALL DETAILS AND DIMENSIONS NOT SHOWN ARE THE SAME AS STANDARD CG-9D.
5. THIS DESIGN MAY ALSO BE APPLIED TO OTHER ENTRANCE STANDARDS AS THE NEED ARISES.
6. WHEN USED IN CONJUNCTION WITH STANDARD CG-3 OR CG-7, THE CURB FACE ON. THIS STANDARD IS TO BE ADJUSTED TO MATCH THE MOUNTABLE CURB CONFIGURATION.

SPECIFICATION REFERENCE
502

COMMERCIAL ENTRANCE  
(HEAVY TRUCK TRAFFIC ANTICIPATED)

VIRGINIA DEPARTMENT OF TRANSPORTATION