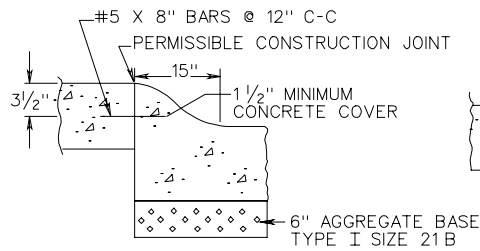
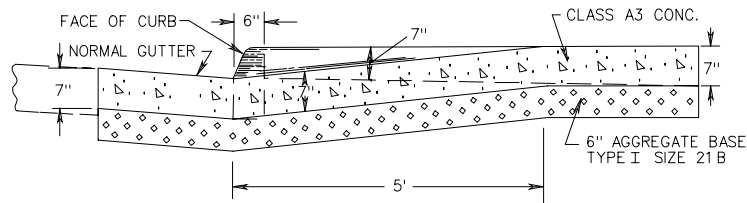
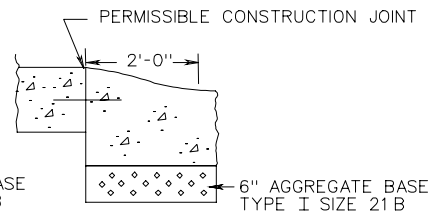


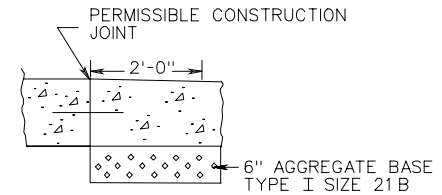
HALF PLAN



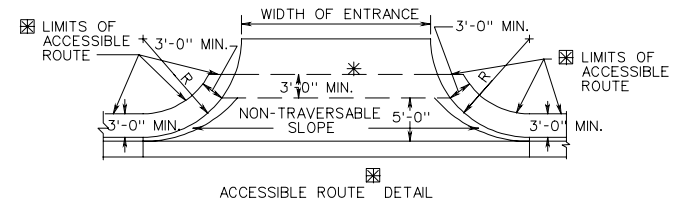
SECTION B-B



SECTION C-C



SECTION D-D



ACCESSIBLE ROUTE DETAIL

ADDITIONAL RIGHT-OF-WAY IS REQUIRED IF THE LIMITS OF ACCESSIBLE ROUTE EXTEND BEYOND EXISTING OR PROPOSED VDOT RIGHT-OF-WAY.

DETAIL TO BE USED WHEN THE COMBINED WIDTH OF UNPAVED SPACE AND SIDEWALK SPACE IS LESS THAN 7'.

ACCESSIBLE ROUTES PROVIDE A CONTINUOUS UNOBSTRUCTED, STABLE, FIRM AND SLIP RESISTANT PATH CONNECTING ALL ACCESSIBLE ELEMENTS OF A FACILITY THAT CAN BE APPROACHED, ENTERED AND USED BY PEDESTRIANS.

\* IF ACCESSIBLE ROUTES ARE BEING PROVIDED, A MINIMUM 3' TRAVERSABLE WIDTH IS REQUIRED WITH MAX. 2% CROSS SLOPE.

NOTES:

1. PROP. 7" SIDEWALK IS TO BE POURED MONOLITHICALLY WITH ENTRANCE OR BY USING PERMISSIBLE CONSTRUCTION JOINT WITH REQUIRED BARS.
2. PROPOSED 7" SIDEWALK TO BE CLASS A-3 CONCRETE.
3. REQUIRED BARS ARE TO BE NO. 5X8" PLACED 1' CENTER TO CENTER ALONG BACK OF CURB, MID-DEPTH OF SIDEWALK. MINIMUM CONCRETE COVER 1/2".
4. ALL DETAILS AND DIMENSIONS NOT SHOWN ARE THE SAME AS STANDARD CG-9D.
5. THIS DESIGN MAY ALSO BE APPLIED TO OTHER ENTRANCE STANDARDS AS THE NEED ARISES.
6. WHEN USED IN CONJUNCTION WITH STANDARD CG-3 OR CG-7, THE CURB FACE ON. THIS STANDARD IS TO BE ADJUSTED TO MATCH THE MOUNTABLE CURB CONFIGURATION.
7. SEE INSERTABLE SHEET A59 FOR STANDARD CG-12 DETECTABLE WARNING DETAILS.

SPECIFICATION REFERENCE
502

COMMERCIAL ENTRANCE  
(HEAVY TRUCK TRAFFIC ANTICIPATED)

VIRGINIA DEPARTMENT OF TRANSPORTATION