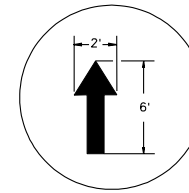
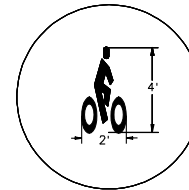


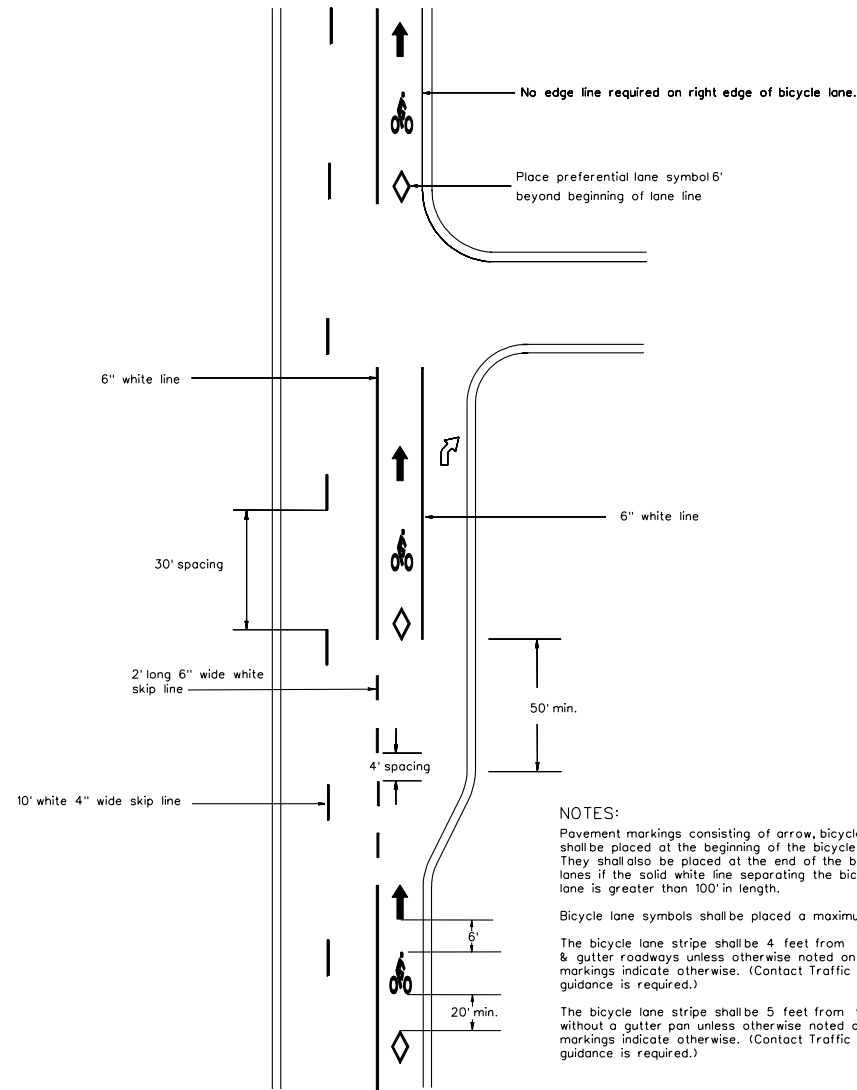
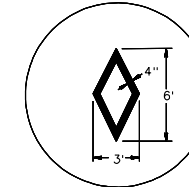
ARROW DETAILS



BICYCLE LANE SYMBOL



PREFERENTIAL LANE SYMBOL



NOTES:

Pavement markings consisting of arrow, bicycle & preferential lane symbols shall be placed at the beginning of the bicycle lane at right turn lanes. They shall also be placed at the end of the bicycle lane at right turn lanes if the solid white line separating the bicycle lane from the right turn lane is greater than 100' in length.

Bicycle lane symbols shall be placed a maximum of 500' apart.

The bicycle lane stripe shall be 4 feet from the edge of pavement on curb & gutter roadways unless otherwise noted on the plans or existing markings indicate otherwise. (Contact Traffic Engineering if additional guidance is required.)

The bicycle lane stripe shall be 5 feet from the face of curb on roadways without a gutter pan unless otherwise noted on the plans or existing markings indicate otherwise. (Contact Traffic Engineering if additional guidance is required.)

TYPICAL PAVEMENT MARKINGS FOR
BICYCLE LANE
VIRGINIA DEPARTMENT OF TRANSPORTATION