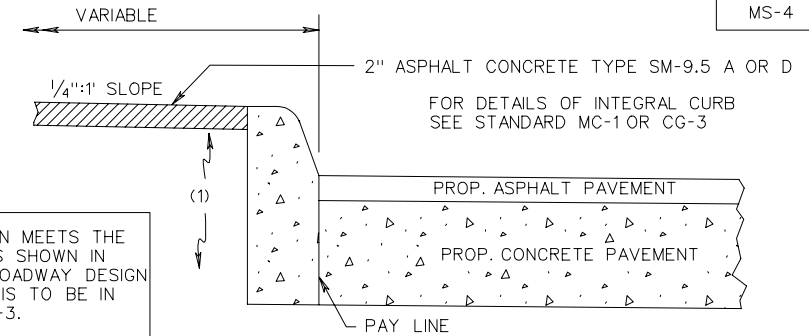
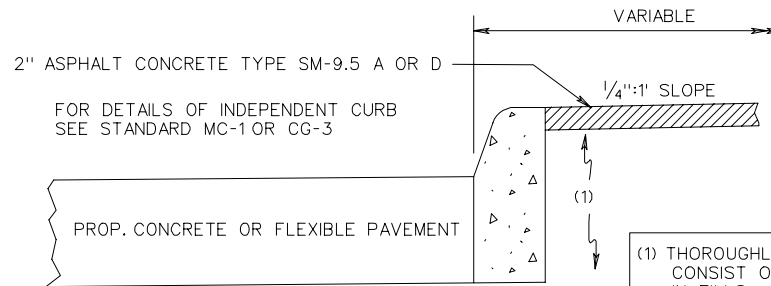


HALF SECTION WITH PROPOSED CONCRETE PAVEMENT

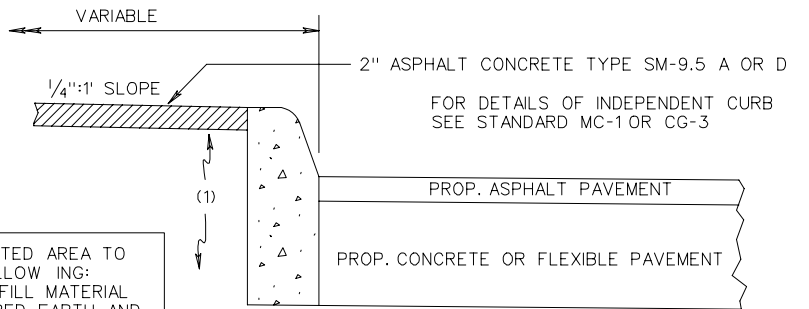


HALF SECTION WITH PROPOSED CONCRETE BASE WITH ASPHALT TOP

WHEN ROADWAY DESIGN MEETS THE CRITERIA FOR CG-7 AS SHOWN IN APPENDIX A OF THE ROADWAY DESIGN MANUAL, MEDIAN CURB IS TO BE IN ACCORDANCE WITH CG-3.

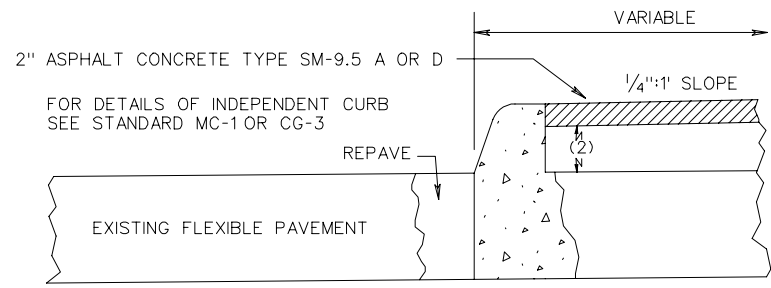


HALF SECTION WITH PROP. CONCRETE OR FLEXIBLE PAVEMENT

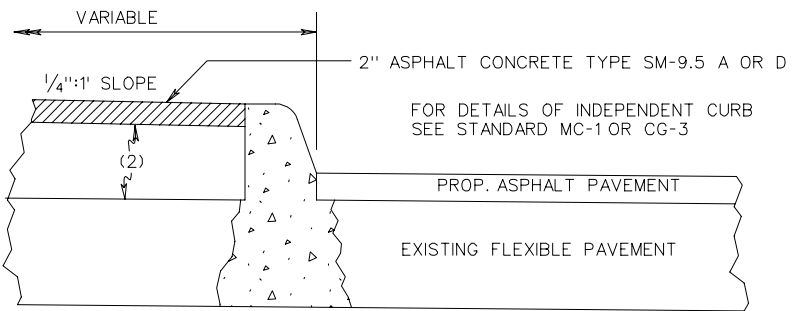


HALF SECTION WITH PROP. CONCRETE OR FLEXIBLE BASE WITH ASPHALT TOP

(1) THOROUGHLY COMPACTED AREA TO CONSIST OF THE FOLLOWING:
 IN FILLS - REGULAR FILL MATERIAL
 IN CUTS - UNDISTURBED EARTH AND REGULAR FILL MATERIAL, AS REQUIRED.
 (2) THOROUGHLY COMPACTED AREA TO CONSIST OF REGULAR FILL MATERIAL.



HALF SECTION WITH EXISTING FLEXIBLE PAVEMENT



HALF SECTION WITH EXISTING FLEXIBLE BASE WITH ASPHALT TOP

NOTE: THE ASPHALT CONCRETE SURFACE SLAB IS TO CONFORM TO THE CURRENT ROAD & BRIDGE SPECIFICATIONS FOR SM-9.5 A OR D MATERIAL EXCEPT THAT THE MINIMUM BITUMEN CONTENT IS TO BE 6.5%.

SPECIFICATION REFERENCE
502

STANDARD RAISED ASPHALT MEDIAN WITH P.C. CONCRETE CURB

VIRGINIA DEPARTMENT OF TRANSPORTATION