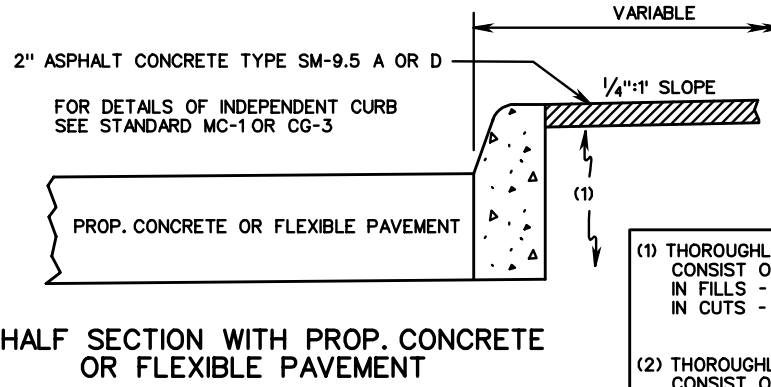
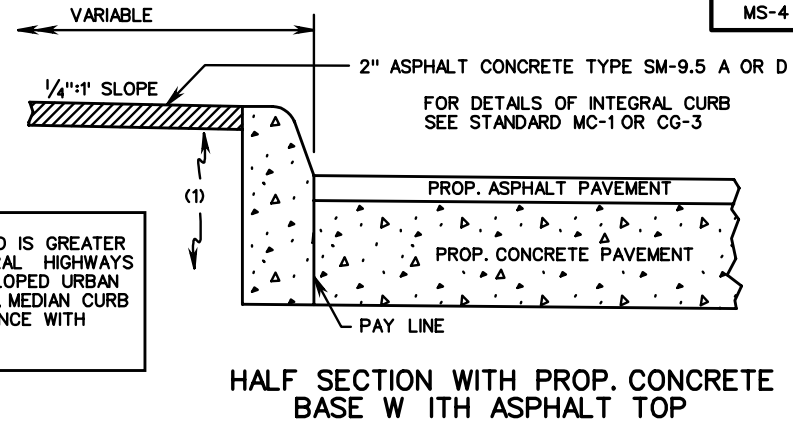
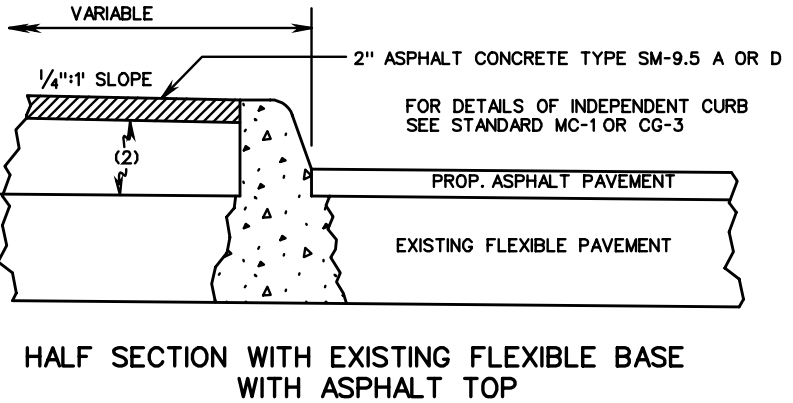
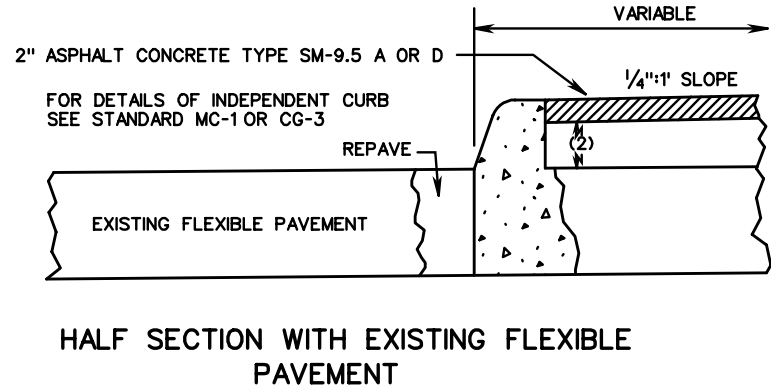
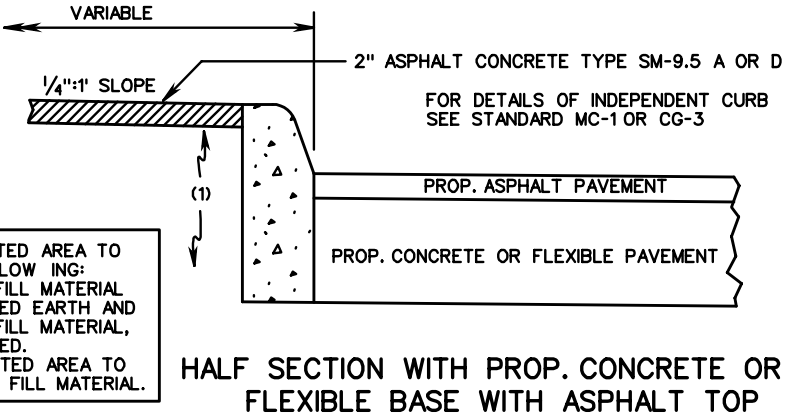


WHERE DESIGN SPEED IS GREATER THAN 40 MPH ON RURAL HIGHWAYS AND 45 MPH IN DEVELOPED URBAN AND SUBURBAN AREAS, MEDIAN CURB IS TO BE IN ACCORDANCE WITH STANDARD CG-3.



(1) THOROUGHLY COMPACTED AREA TO CONSIST OF THE FOLLOWING:
 IN FILLS - REGULAR FILL MATERIAL
 IN CUTS - UNDISTURBED EARTH AND REGULAR FILL MATERIAL, AS REQUIRED.
 (2) THOROUGHLY COMPACTED AREA TO CONSIST OF REGULAR FILL MATERIAL.



NOTE: THE ASPHALT CONCRETE SURFACE SLAB IS TO CONFORM TO THE CURRENT ROAD & BRIDGE SPECIFICATIONS FOR SM-9.5 A OR D MATERIAL EXCEPT THAT THE MINIMUM BITUMEN CONTENT IS TO BE 6.5%.

SPECIFICATION REFERENCE
502

STANDARD RAISED ASPHALT MEDIAN WITH P.C. CONCRETE CURB

VIRGINIA DEPARTMENT OF TRANSPORTATION