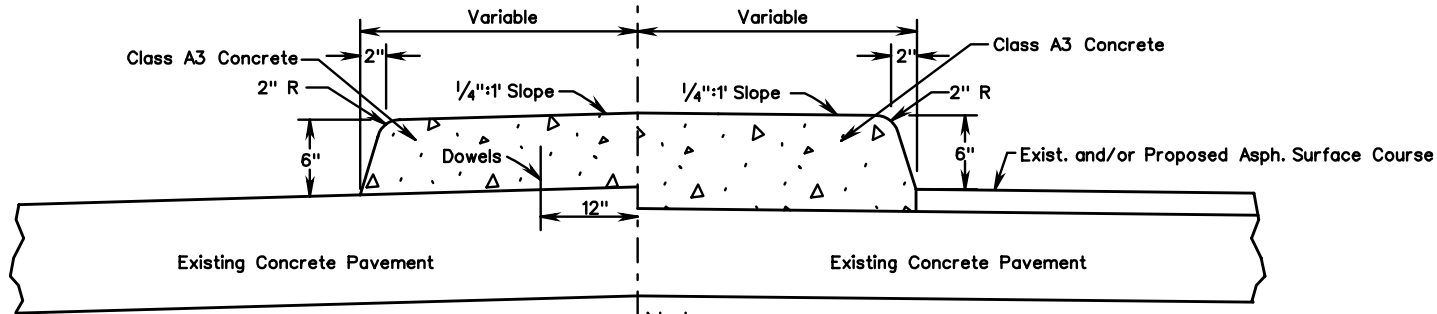


HALF SECTION ON EXISTING CONCRETE PAVEMENT

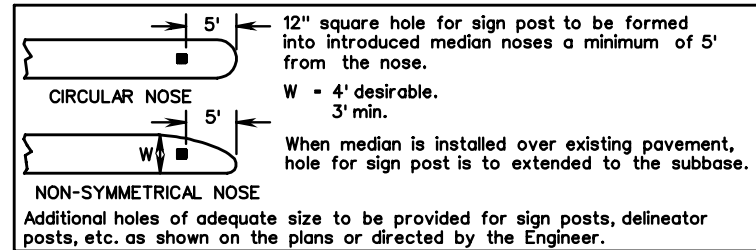
HALF SECTION ON EXISTING CONCRETE PAVEMENT WITH PROPOSED OR EXISTING ASPHALT PAVEMENT



Dowel spacing
Longitudinally at 2'-0"
c-c from nose to first
joint.

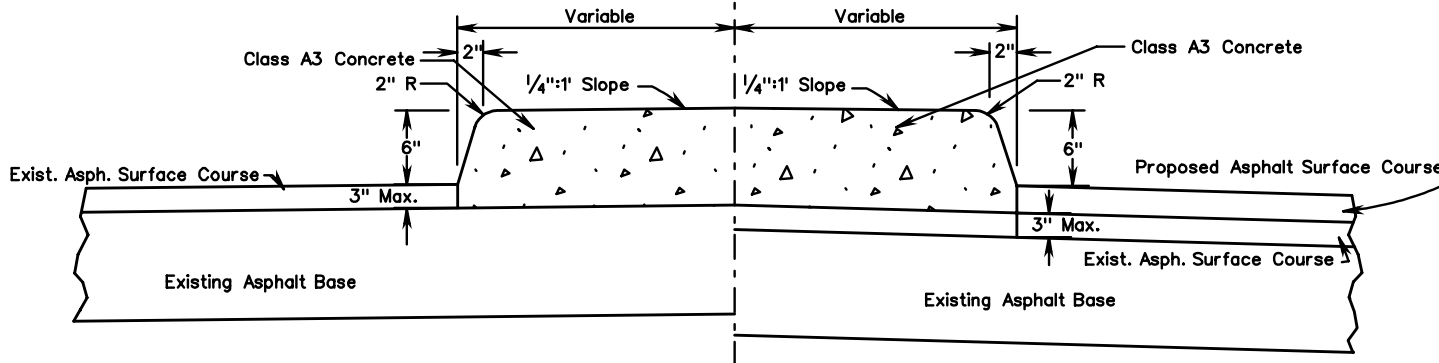
Where design speed is greater than 40 MPH on Rural Highways and 45 MPH in developed Urban and Suburban areas, median curb is to be in accordance with Standard CG-3.

Note: Existing Asphalt Surface Course and Binder Course, if any, to be removed under median strip.



Note: Existing Asphalt Surface Course and Binder Course, if any, to be removed under median strip.

Note: Existing Asphalt Surface Course and Binder Course, if any, to be removed under median strip.



HALF SECTION ON EXISTING FLEXIBLE PAVE.

HALF SECTION ON EXISTING FLEXIBLE PAVE. TO BE RESURFACED

STANDARD SOLID CONCRETE RAISED MEDIAN STRIP

VIRGINIA DEPARTMENT OF TRANSPORTATION

SPECIFICATION
REFERENCE

502