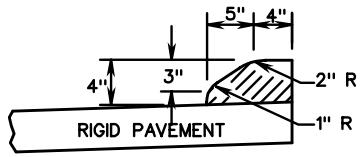
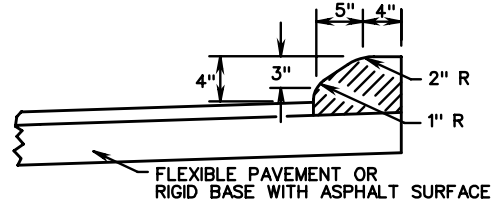


MC-3B



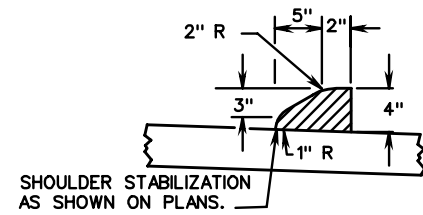
ASPHALT CURB

MC-3B



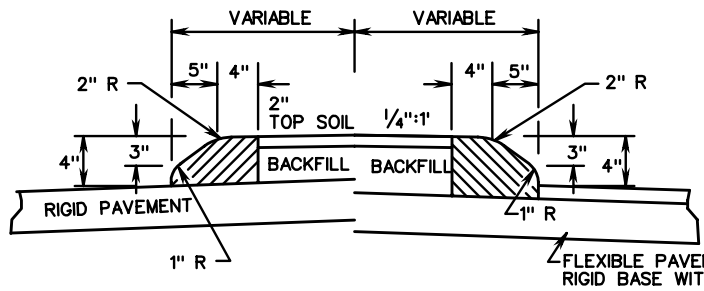
ASPHALT CURB

MC-3C

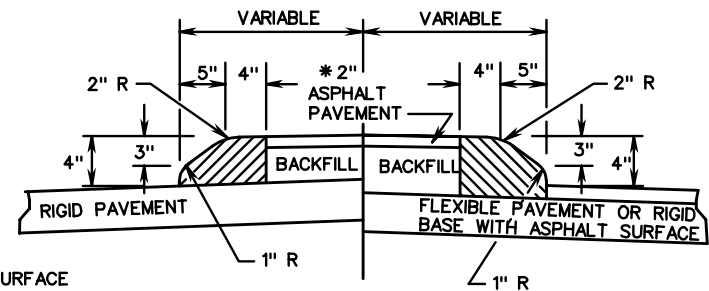


ASPHALT CURB
FOR SLOPE EROSION CONTROL ONLY

MC-3B



ASPHALT MEDIAN



ASPHALT MEDIAN

* ASPHALT TOP FOR MEDIAN TO BE SAME MIX AS CURB.

STANDARD MC-3B TO BE USED WHERE DESIGN SPEED IS GREATER THAN 40 MPH ON RURAL HIGHWAYS AND 45 MPH IN DEVELOPED URBAN OR SUBURBAN AREAS.

ASPHALT CONCRETE CURB AND MEDIAN FOR TEMPORARY OR PERMANENT INSTALLATION

VIRGINIA DEPARTMENT OF TRANSPORTATION

SPECIFICATION
REFERENCE

502

201.06