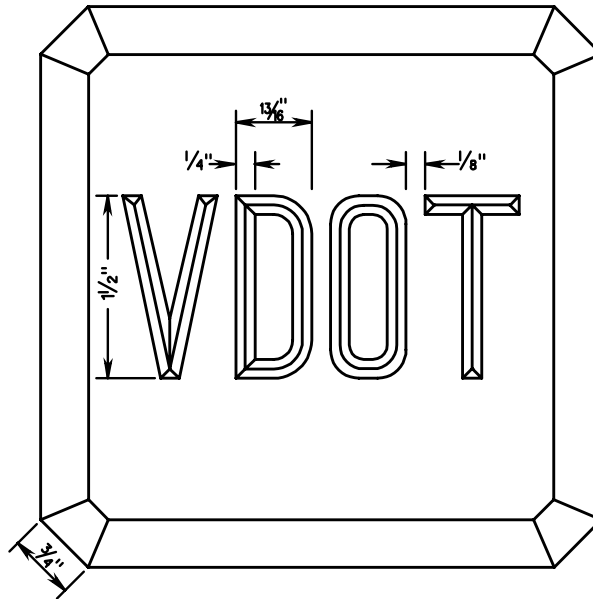




REINFORCEMENT TO BE #3 STEEL RODS, SECURELY HELD IN CAGES BY SPOT WELDED W 9 WIRES ATTACHED TO ALL BARS APPROXIMATELY 8" FROM EACH END TO INSURE PROPER PLACING.

CENTER OF BACK OF MONUMENT TO BE CORRECT FOR STATION AND ALIGNMENT.

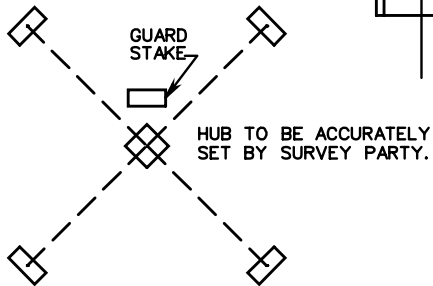


NOTES:  
THE LETTERS "VDOT" ARE TO BE INDENTED IN THE TOP OF EACH RIGHT-OF-WAY MONUMENT.  
IN ENTRANCES AND YARDS WHERE THE MONUMENTS WOULD BE UNSIGHTLY, THEY MAY BE SET WITH THE TOP FLUSH WITH THE GROUND.

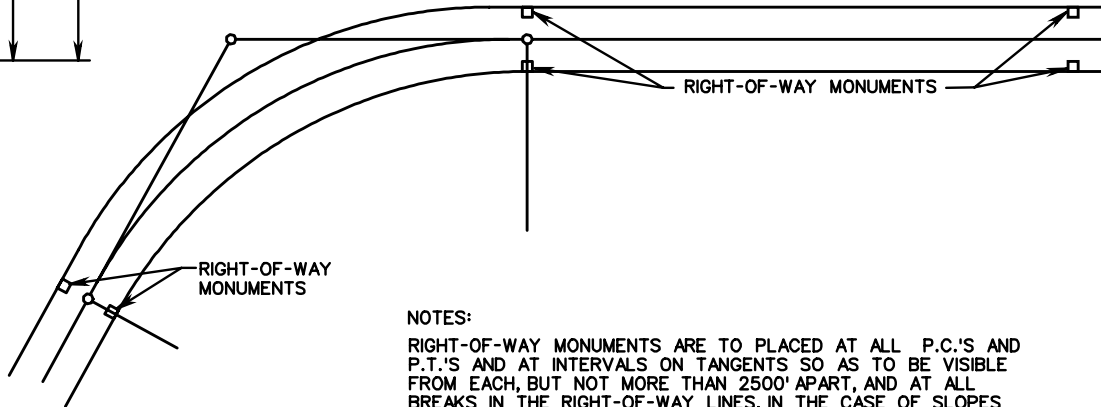
ALTERNATE METHODS OF PLACING WIRES

-  WIRES ON ALL 4 SIDES WELDED TO ALL 4 BARS.
-  WIRES ON 3 SIDES WELDED TO ALL 4 BARS.

ALL LETTERING TO BE 1/2" STANDARD FOUNDRY LETTERS.



BEFORE HUB IS DISTURBED IN SETTING MONUMENTS FOUR LINER STAKES ARE TO BE SET, SO THAT TWO LINES STRETCHED BETWEEN STAKES WILL INTERSECT EXACTLY OVER TACK IN HUB. TOPS OF STAKES TO BE MORE THAN 9" ABOVE GROUND AT MONUMENT.



NOTES:  
RIGHT-OF-WAY MONUMENTS ARE TO PLACED AT ALL P.C.'S AND P.T.'S AND AT INTERVALS ON TANGENTS SO AS TO BE VISIBLE FROM EACH, BUT NOT MORE THAN 2500' APART, AND AT ALL BREAKS IN THE RIGHT-OF-WAY LINES. IN THE CASE OF SLOPES ACQUIRED AS EASEMENT, THE MONUMENTS ARE TO BE SET ON NORMAL RIGHT-OF-WAY LINES.  
RIGHT-OF-WAY MONUMENTS ARE TO BE SET PLUMB.

STANDARD PLAN AND METHOD OF SETTING RIGHT-OF-WAY MONUMENTS

SPECIFICATION REFERENCE