Design File = c:\documents\cfms_local\view\eng-ser\2008 Insertable sheets\11sa6.dgn
Design levels on = 1-63

PROJECT MANAGER_____
SURVEYED BY _____
DESIGN SUPERVISED BY_____
DESIGNED BY _____

TEMPORARY SEDIMENT TRAP DETAIL SHEET

DESIGN FEATURES RELATING TO CONSTRUCTION OR TO REGULATION AND CONTROL OF TRAFFIC MAY BE SUBJECT TO CHANGE AS DEEMED NECESSARY BY THE DEPARTMENT

REVISED	STATE	FEDERAL AID PROJECT	STATE ROUTE	STATE PROJECT	SHEET NO.
	VA.				

TEMPORARY SEDIMENT TRAP TABLE

	SEDIMENT TRAP INFORMATION	SECTION THRU TEMPORARY SEDIMENT TRAP	SECTION THRU WEIR	SIDE SLOPES (SS)	WET STORAGE ELEV. (C)	DRY STORAGE ELEV. (B)	ESTIMATED QUANTITES: SEDIMENT BASIN EXCAVATION CU. YARDS	SILTATION CONTROL EXCAVATION CU. YARDS	DRY RIP RAP CLASS AI TONS	REMARKS
SHEET NO. STATION NO. TRAP NO.	_____ _____ _____	B= _____ W= _____ ELEV. D=_____ T=	L= _____ Elev. B = _____							
SHEET NO. STATION NO. TRAP NO.	_____ _____ _____	B= _____ W= _____ ELEV. D=_____ T=	L= _____ Elev. B = _____							
SHEET NO. STATION NO. TRAP NO.	_____ _____ _____	B= _____ W= _____ ELEV. D=_____ T=	L= _____ Elev. B = _____							
SHEET NO. STATION NO. TRAP NO.	_____ _____ _____	B= _____ W= _____ ELEV. D=_____ T=	L= _____ Elev. B = _____							
SHEET NO. STATION NO. TRAP NO.	_____ _____ _____	B= _____ W= _____ ELEV. D=_____ T=	L= _____ Elev. B = _____							
SHEET NO. STATION NO. TRAP NO.	_____ _____ _____	B= _____ W= _____ ELEV. D=_____ T=	L= _____ Elev. B = _____							
SHEET NO. STATION NO. TRAP NO.	_____ _____ _____	B= _____ W= _____ ELEV. D=_____ T=	L= _____ Elev. B = _____							
SHEET NO. STATION NO. TRAP NO.	_____ _____ _____	B= _____ W= _____ ELEV. D=_____ T=	L= _____ Elev. B = _____							
SHEET NO. STATION NO. TRAP NO.	_____ _____ _____	B= _____ W= _____ ELEV. D=_____ T=	L= _____ Elev. B = _____							
SHEET NO. STATION NO. TRAP NO.	_____ _____ _____	B= _____ W= _____ ELEV. D=_____ T=	L= _____ Elev. B = _____							
SHEET NO. STATION NO. TRAP NO.	_____ _____ _____	B= _____ W= _____ ELEV. D=_____ T=	L= _____ Elev. B = _____							
SHEET NO. STATION NO. TRAP NO.	_____ _____ _____	B= _____ W= _____ ELEV. D=_____ T=	L= _____ Elev. B = _____							
SHEET NO. STATION NO. TRAP NO.	_____ _____ _____	B= _____ W= _____ ELEV. D=_____ T=	L= _____ Elev. B = _____							
SHEET NO. STATION NO. TRAP NO.	_____ _____ _____	B= _____ W= _____ ELEV. D=_____ T=	L= _____ Elev. B = _____							
SHEET NO. STATION NO. TRAP NO.	_____ _____ _____	B= _____ W= _____ ELEV. D=_____ T=	L= _____ Elev. B = _____							

WEIR (ROCK CHECK DAM TYPE I)
(SEE ROAD AND BRIDGE STD. EC-4
FOR DETAILS NOT SHOWN)

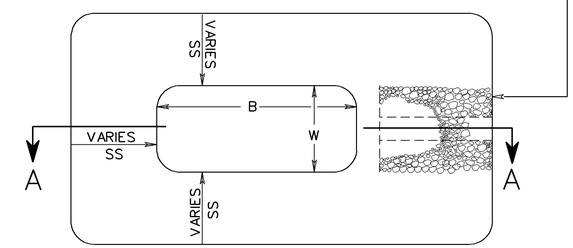

PLAN VIEW OF TEMPORARY SEDIMENT TRAP

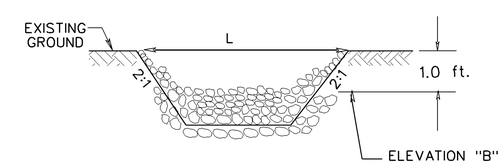

TYPICAL SECTION THRU WEIR
(ROCK CHECK DAM TYPE 1)

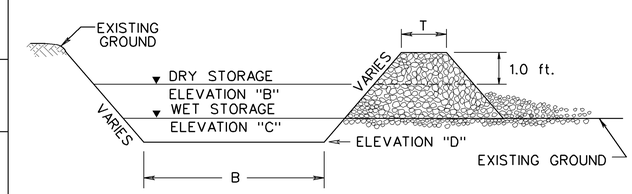

TYPICAL SECTION (AA) THRU
TEMPORARY SEDIMENT TRAP

NEW 6/01

SPECIAL DESIGN SECTION
DRAWING NO. IISA-6

PLAN NO.	PROJECT	FILE NO.	SHEET NO.

10/16/2009 10:46:00