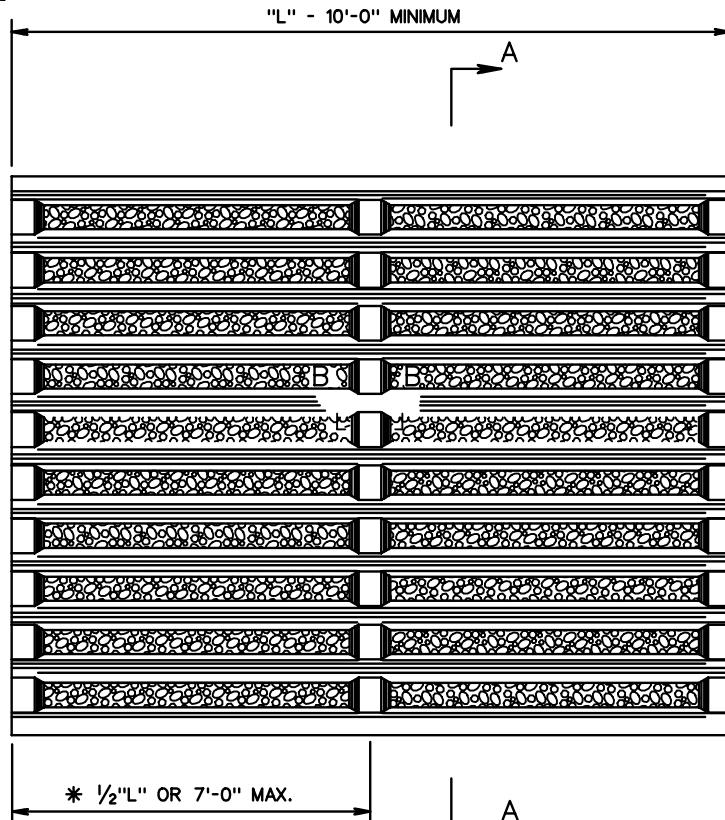
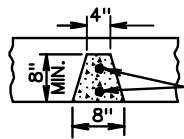


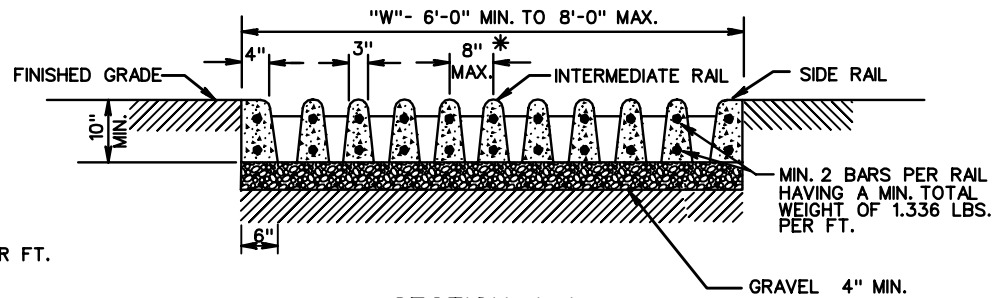
G-3A



PLAN VIEW



SECTION B-B  
TYPICAL BEAM SECTION



SECTION A-A

NOTES:  
ANY MANUFACTURERS FABRICATION MEETING OR EXCEEDING THE MINIMUM DESIGN REQUIREMENTS DETAILED HEREON WILL BE ACCEPTABLE.

ALL CONCRETE IN PRECAST MEMBERS TO BE 4000 PSI.

LENGTH TO BE AS SHOWN ON PLANS.

\* A RAIL SPACING OF 9 1/2" WOULD BE ALLOWED PROVIDED THE SPACE OF BEAMS DOES NOT EXCEED 3'.

MINIMUM SECTIONAL AREA OF MEMBERS

- INTERMEDIATE RAIL - 28 SQ. IN.
- SIDE RAIL - 50 SQ. IN.
- BEAM - 48 SQ. IN.