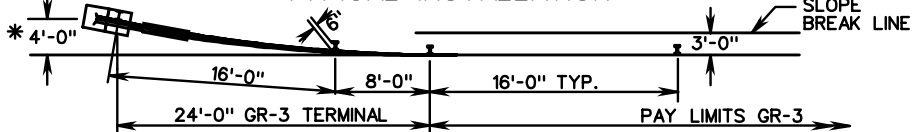


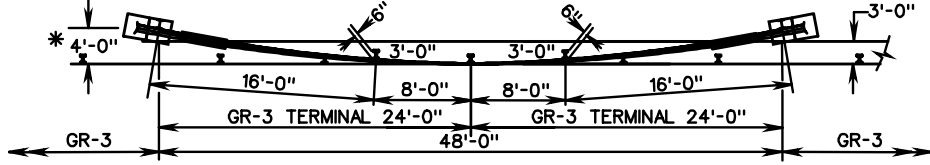
**TYPICAL INSTALLATION**



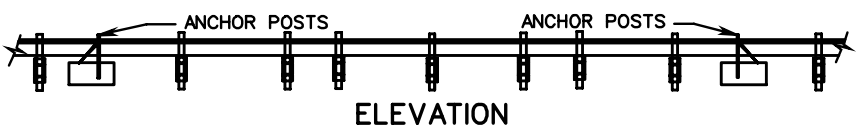
**GUARDRAIL TERMINAL PLAN VIEW**



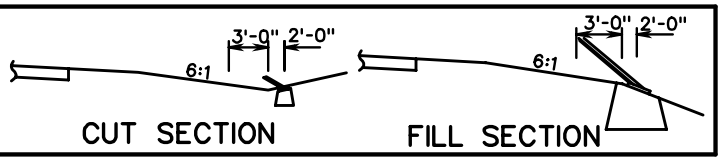
**ELEVATION**



**INTERMEDIATE ANCHORAGE PLAN VIEW**



**ELEVATION**



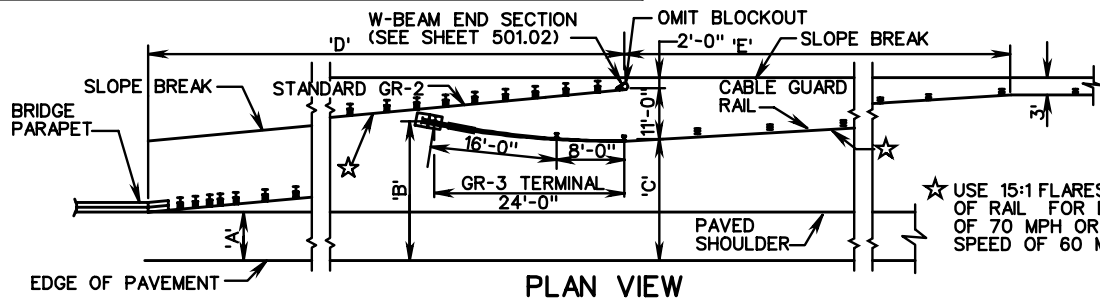
**CUT SECTION**

**FILL SECTION**

\* WHEN BURYING GR-3 CABLE GUARDRAIL IN THE BACKSLOPE, THE CONCRETE ANCHOR ASSEMBLY MUST BE PLACED AT A HEIGHT ON THE BACKSLOPE TO MAINTAIN THE 27" MIN./28" MAX. CABLE HEIGHT AT THE ANCHORAGE.

**NOTES:**

- FOR ARRANGEMENTS OF SPRING CABLE END ASSEMBLIES (COMPENSATING DEVICES) AND TURNBUCKLE CABLE END ASSEMBLIES, THE FOLLOWING CRITERIA SHALL APPLY:
- LENGTH OF CABLE RUNS:  
- TO 1000'-USE COMPENSATING DEVICE ON ONE END AND USE TURNBUCKLE ON THE OTHER END OF EACH INDIVIDUAL CABLE.  
- OVER 1000' TO 2000'-USE COMPENSATING DEVICE ON EACH END OF EACH INDIVIDUAL CABLE.  
- OVER 2000'-START NEW STRETCH BY INTERLACING AT LAST PARALLEL POST. SEE TYP. INSTALLATION.
- FITTINGS: ALL FITTINGS SHALL BE SO DESIGNED AND BE OF SUCH SECTION AS TO DEVELOP THE FULL STRENGTH OF A SINGLE CABLE OR CABLE ASSEMBLIES, AS THE CASE MAY BE.  
SINGLE CABLE ANCHOR ASSEMBLY-  
MIN. TENSILE STRENGTH.....25,000 LBS.  
THREE CABLE ANCHOR ASSEMBLY-  
MIN. TENSILE STRENGTH.....100,000 LBS.  
ALL FITTINGS SHALL BE HOT DIPPED GALVANIZED.
- THE DYNAMIC DEFLECTION FOR STANDARD GR-3 IS 11 FEET.
- FOR ROCK INSTALLATION, 8"x24"x1/4" PLATE SHALL BE ELIMINATED. DRILL OR EXCAVATE HOLE FOR POST AND BACKFILL WITH CRUSHER RUN AGGREGATE TO LEVEL OF ROCK.
- 5/8" ANSIB18.2.2 HEX. BACKING NUT OR APPROVED SHOULDER MUST EQUAL BEARING AREA OF 5/16" STANDARD NUT.
- THE GUARDRAIL AND MEDIAN BARRIER COMPONENTS DEPICTED IN AASHTO-AGC-ARTBA "A GUIDE TO STANDARDIZED HIGHWAY BARRIER HARDWARE" MAY BE SUBSTITUTED IF INTERCHANGEABLE WITH THE STANDARDS FOR GUARDRAIL (GR) OR MEDIAN BARRIER (MB) AND APPROVED BY THE ENGINEER.



**METHOD OF TRANSITION FROM CABLE GUARDRAIL TO W-BEAM GUARDRAIL AT BRIDGE APPROACHES**

		70 MPH D.S.				
RECOVERABLE AREA WIDTH	LT. OR RT. OF C	A	B	C	D	E
	24'	12'	27'	26'	375'	150'
	24'	6'	27'	26'	465'	150'
	21'	12'	24'	23'	330'	150'
21'	6'	24'	23'	420'	150'	



ROAD AND BRIDGE STANDARDS

**CABLE GUARDRAIL**

SPECIFICATION REFERENCE

SHEET 1 OF 3

REVISION DATE

221  
505

501.06

VIRGINIA DEPARTMENT OF TRANSPORTATION