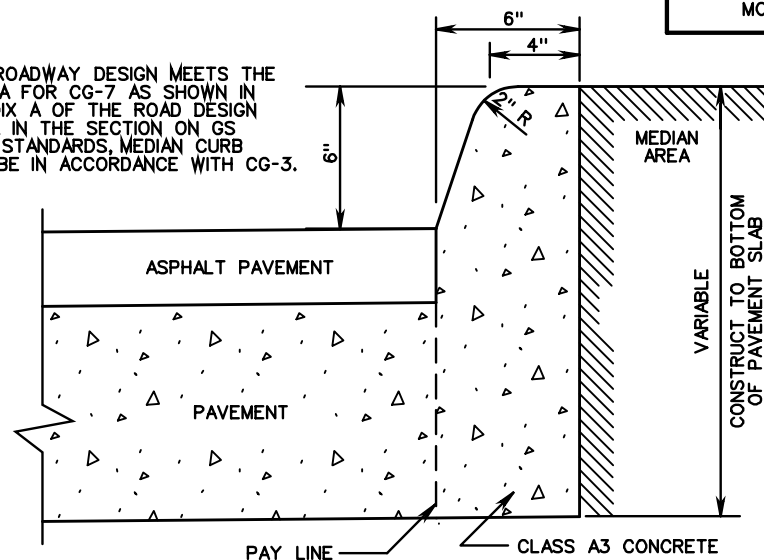


FOR USE WITH CONCRETE PAVEMENT

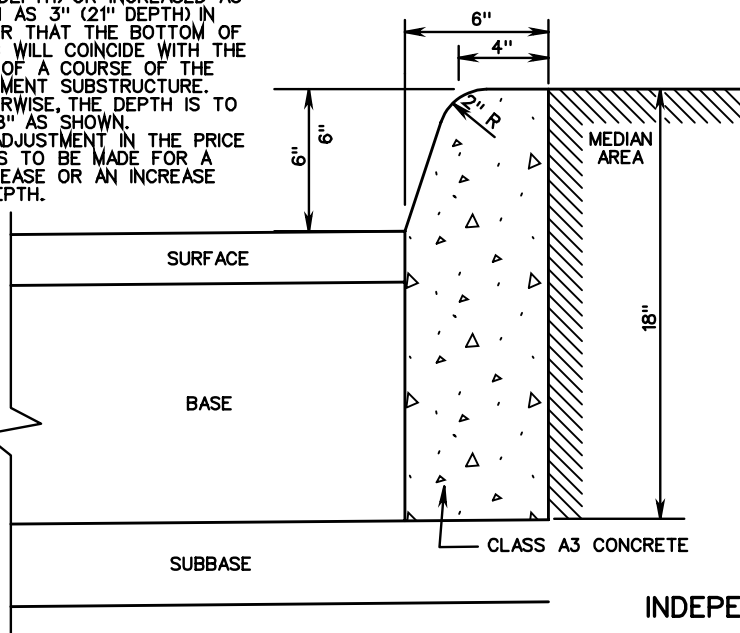
WHEN ROADWAY DESIGN MEETS THE CRITERIA FOR CG-7 AS SHOWN IN APPENDIX A OF THE ROAD DESIGN MANUAL IN THE SECTION ON GS URBAN STANDARDS, MEDIAN CURB IS TO BE IN ACCORDANCE WITH CG-3.



FOR USE WITH CONCRETE WITH ASPHALT TOP COURSE

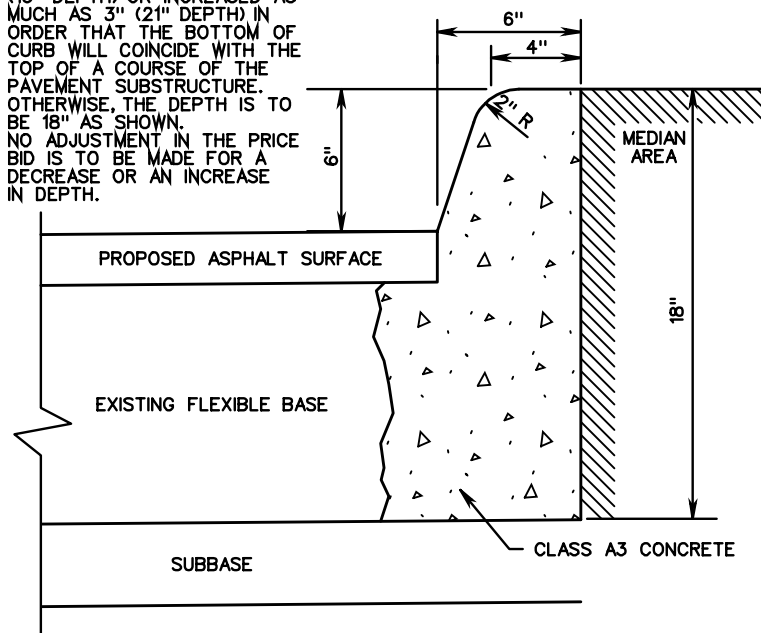
INTEGRAL

THE DEPTH OF CURB MAY BE REDUCED AS MUCH AS 3" (15" DEPTH) OR INCREASED AS MUCH AS 3" (21" DEPTH) IN ORDER THAT THE BOTTOM OF CURB WILL COINCIDE WITH THE TOP OF A COURSE OF THE PAVEMENT SUBSTRUCTURE. OTHERWISE, THE DEPTH IS TO BE 18" AS SHOWN. NO ADJUSTMENT IN THE PRICE BID IS TO BE MADE FOR A DECREASE OR AN INCREASE IN DEPTH.



INDEPENDENT

THE DEPTH OF CURB MAY BE REDUCED AS MUCH AS 3" (15" DEPTH) OR INCREASED AS MUCH AS 3" (21" DEPTH) IN ORDER THAT THE BOTTOM OF CURB WILL COINCIDE WITH THE TOP OF A COURSE OF THE PAVEMENT SUBSTRUCTURE. OTHERWISE, THE DEPTH IS TO BE 18" AS SHOWN. NO ADJUSTMENT IN THE PRICE BID IS TO BE MADE FOR A DECREASE OR AN INCREASE IN DEPTH.



SPECIFICATION REFERENCE

502

CONCRETE MEDIAN CURB

VIRGINIA DEPARTMENT OF TRANSPORTATION

VDOT

ROAD AND BRIDGE STANDARDS

REVISION DATE

SHEET 1 OF 1

202.01