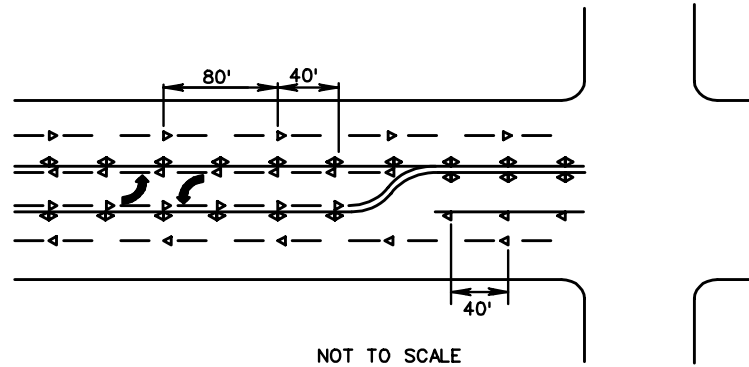
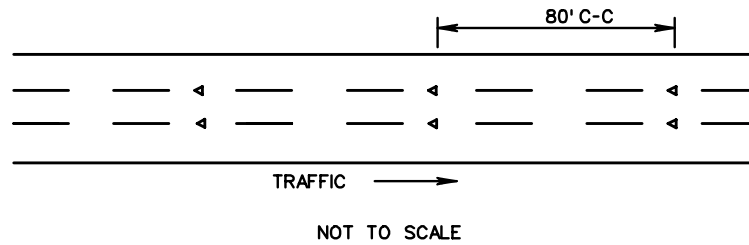


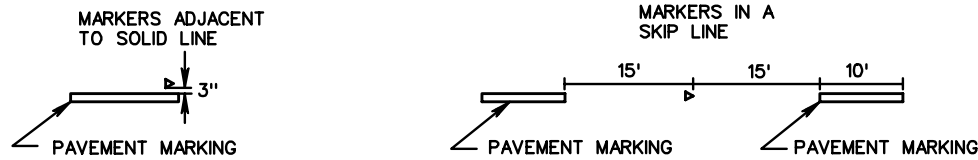
FIVE LANE - CENTER LANE LEFT TURN ONLY



DIVIDED ROADWAYS



GENERAL PLACEMENT:



Notes:

EXACT LOCATIONS OF THE MARKERS SHALL BE APPROVED BY THE ENGINEER PRIOR TO INSTALLATION.
 TYPICAL SPACING IS 40' C-C WHEN USED ADJACENT TO A SOLID LINE AND 80' WHEN USED IN CONJUNCTION WITH A SKIP LINE EXCEPT THAT ON HORIZONTAL CURVES OF 4° OR MORE, THE SPACING ALONG SKIP LINES AND CHANNELIZING LINES ADJACENT TO TURN LANES CAN BE REDUCED BY 1/2 AS SHOWN ON THE PLANS OR AS DIRECTED BY THE ENGINEER.

KEY:

- ◊ TWO WAY
- ◄ ONE WAY



ROAD AND BRIDGE STANDARDS

SHEET 1 OF 1

REVISION DATE

1330.80

TYPICAL PAVEMENT MARKER LOCATION DETAILS

VIRGINIA DEPARTMENT OF TRANSPORTATION

SPECIFICATION REFERENCE

704