

TURN LANE ARROWS

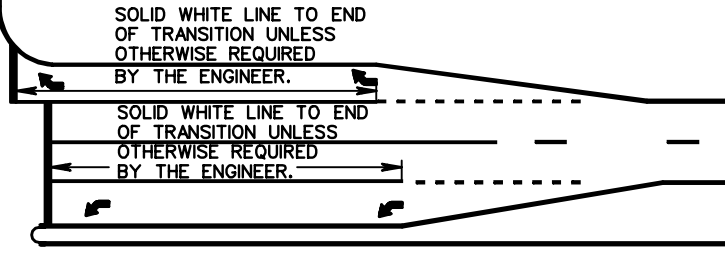
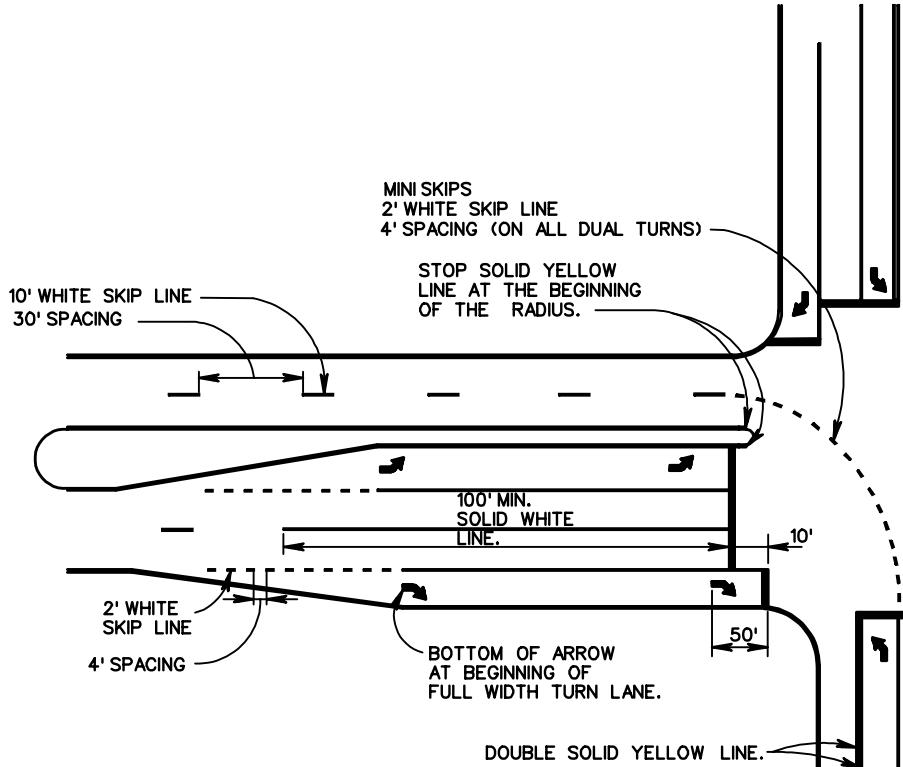
TURN ARROWS REQUIRED IN ACCORDANCE WITH THE FOLLOWING, UNLESS OTHERWISE DIRECTED BY THE ENGINEER.

TURN LANE LENGTH


- 301' OR LONGER: 3 ARROWS { 1 ARROW LOCATED AT BEGINNING OF FULL WIDTH TURN LANE.
1 ARROW LOCATED AT MIDPOINT OF FULL WIDTH TURN LANE.
1 ARROW LOCATED 50' BACK FROM STOP BAR.
- 300' OR LESS: 2 ARROWS { 1 ARROW LOCATED AT BEGINNING OF FULL WIDTH TURN LANE.
1 ARROW LOCATED 50' BACK FROM STOP BAR.

SKIPS

THRU LANES: USE 10' SKIPS / 30' SPACING.
TRANSITIONS MORE THAN 100': USE MINISKIPS (2' SKIPS / 4' SPACING).
TRANSITIONS 100' OR LESS: DO NOT USE SKIPS



DETAIL FOR LOCATION OF EDGE LINES ON CURB SECTIONS OF ROADWAY (NO GUTTER)



NO EDGE LINE REQUIRED WHERE CURB AND GUTTERS ARE PRESENT UNLESS INDICATED BY THE ENGINEER.

NO EDGE LINE REQUIRED WHERE CURB AND GUTTERS ARE PRESENT UNLESS INDICATED BY THE ENGINEER.

NOTES:

- STOP BARS SHALL BE 2' IN WIDTH AND SHALL BE LOCATED AS SHOWN ON THE TRAFFIC SIGNAL PLANS.
- ARROWS SHALL BE IN ACCORDANCE WITH THE MUTCD.
- SPACING BETWEEN DOUBLE SOLID YELLOW LINES SHALL BE 4'.



ROAD AND BRIDGE STANDARDS

SHEET 1 OF 1

REVISION DATE

1330.40

TYPICAL PAVEMENT MARKING SIGNALIZED INTERSECTIONS

VIRGINIA DEPARTMENT OF TRANSPORTATION

SPECIFICATION REFERENCE

704