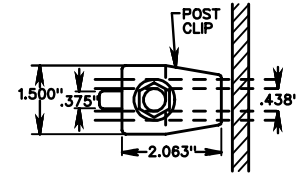
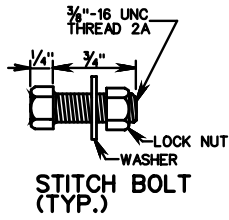
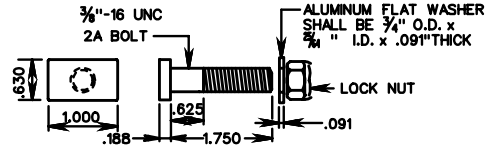


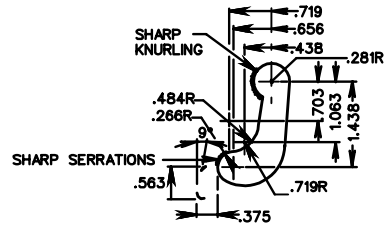
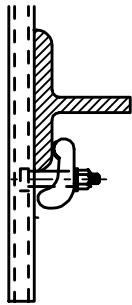
SIGN PANEL ASSEMBLY



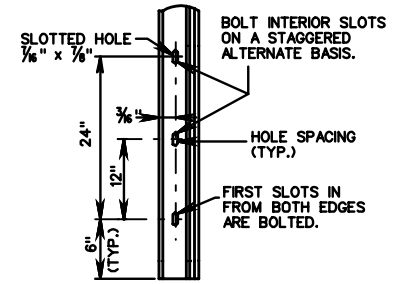
SECTION A-A



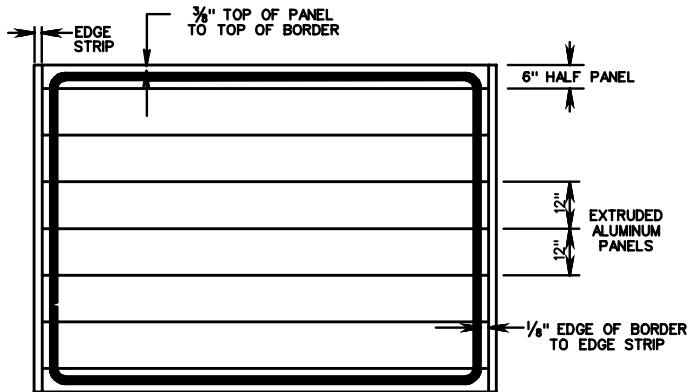
POST CLIP BOLT (TYP.)



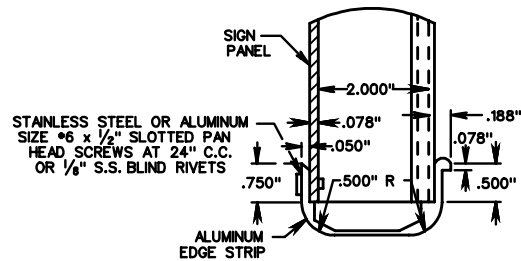
POST CLIP (TYP.)



DETAIL D



BORDER DETAIL



DETAIL OF EDGE STRIP

NOTE:
EDGE STRIP SHALL BE PLACED ON BOTH SIDES OF ALL EXTRUDED PANEL SIGNS.



ROAD AND BRIDGE STANDARDS

SHEET 2 OF 2

REVISION DATE

1325.21

EXTRUDED SIGN PANEL DESIGN

VIRGINIA DEPARTMENT OF TRANSPORTATION

SPECIFICATION REFERENCE

701