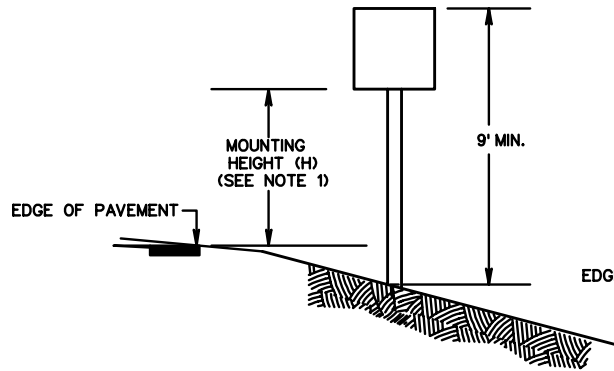
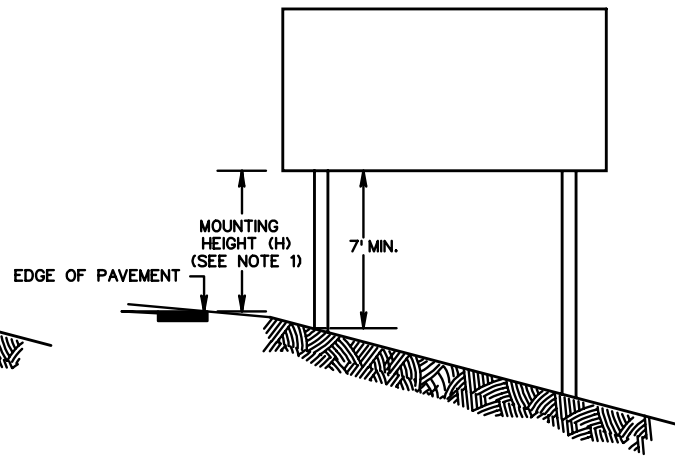


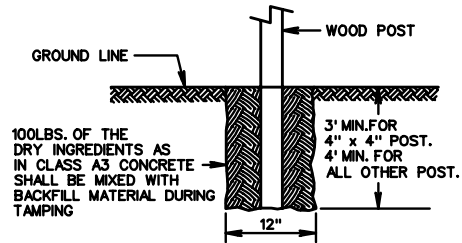
**SINGLE POST INSTALLATIONS**



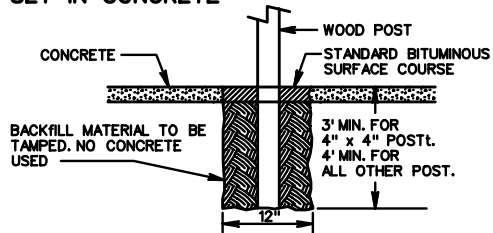
**MULTI-POST INSTALLATIONS**



**SET IN EARTH**



**SET IN CONCRETE**



**INSTALLATION DETAILS**

**NOTES:**

MINIMUM SPACING BETWEEN TWO 4" x 4" WOOD POSTS SHALL BE 3'. MINIMUM SPACING BETWEEN ANY OTHER TWO SIZE POST SHALL BE 8'.

SIGN PANEL SHALL BE IN ACCORDANCE WITH SPD-5.

CONSTRUCTION SIGN INSTALLATIONS				
MINIMUM MOUNTING HEIGHT (H) (SEE NOTE 1)				
SIGN TYPES	LIMITED ACCESS HIGHWAYS		NON- LIMITED ACCESS HIGHWAYS	
	SIGNS LOCATED LESS THAN 30' FROM THE EDGE OF TRAVEL LANE	SIGNS LOCATED 30' OR MORE FROM THE EDGE OF TRAVEL LANE	RURAL AREAS	URBAN AREAS
CONSTRUCTION SIGNS	7'	7'	7'	7'
SECONDARY SIGNS (SEE NOTE 2)	6' (SEE NOTE 3)	6' (SEE NOTE 3)	6'	6'

1. MOUNTING HEIGHT (H) MAY NEED TO BE GREATER THAN INDICATED IN CHART TO PROVIDE THE MINIMUM HEIGHT TO THE TOP OF THE SIGN FOR SINGLE POST INSTALLATIONS AND THE MINIMUM HEIGHT TO THE BOTTOM OF THE SIGN FOR MULTI-POST INSTALLATIONS.
2. A SECONDARY SIGN IS CONSIDERED TO BE A SIGN MOUNTED BELOW ANOTHER SIGN.
3. MOUNTING HEIGHT (H) OF THE MAJOR SIGN ABOVE THE SECONDARY SIGN SHALL BE 8' MINIMUM.



ROAD AND BRIDGE STANDARDS

**WOOD POST SIGN STRUCTURES FOR CONSTRUCTION ZONES**

VIRGINIA DEPARTMENT OF TRANSPORTATION

SPECIFICATION REFERENCE

700  
701

SHEET 1 OF 3

REVISION DATE

1320.10