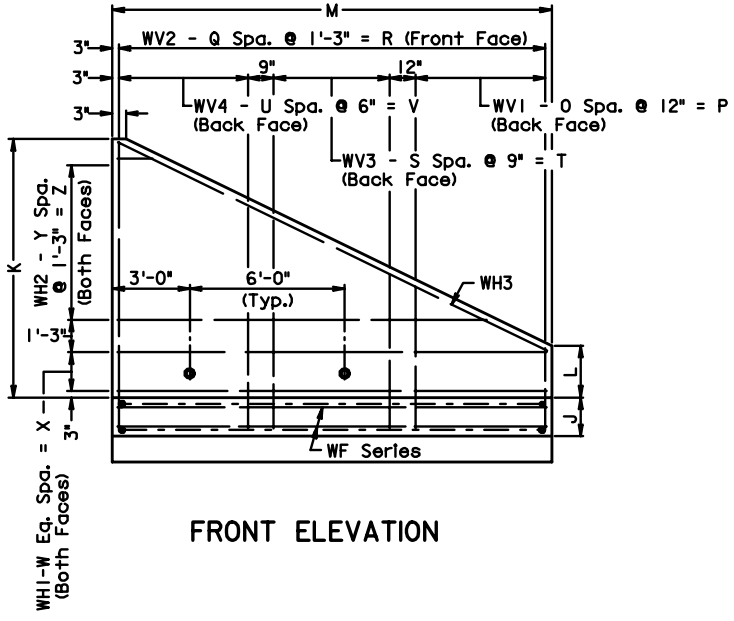

FRONT ELEVATION

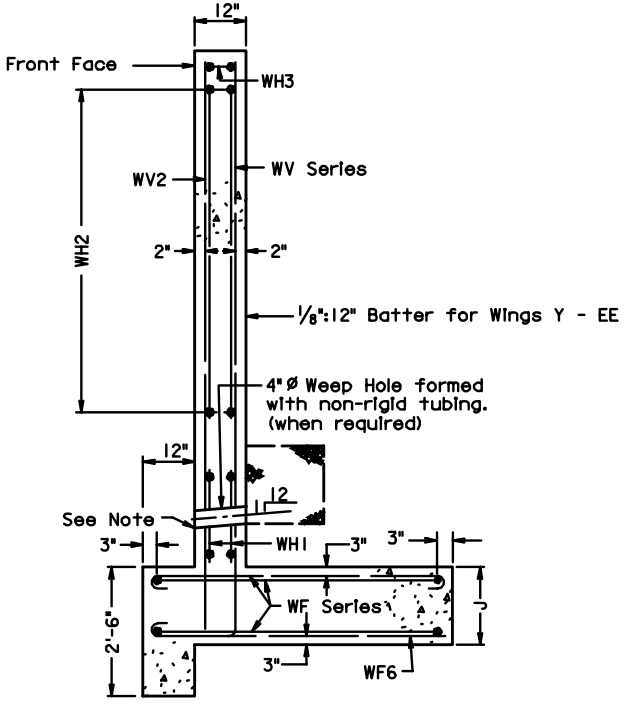

END VIEW

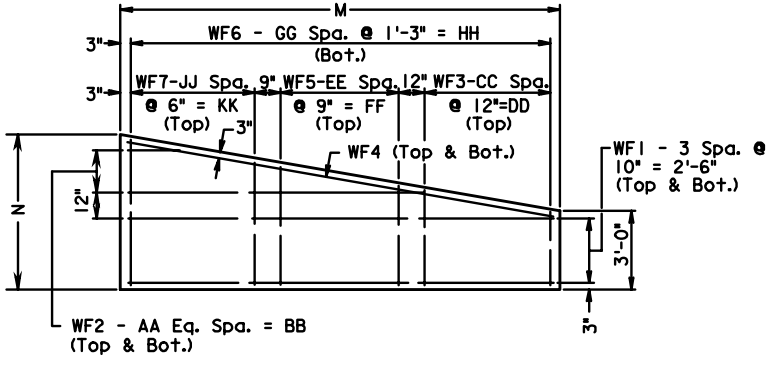

FOOTING PLAN

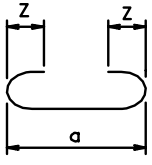

WF3, WF5, WF7

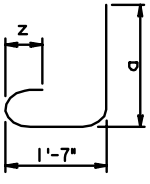

WV1, WV3, WV4

TABLE B		
Bar Size	Pin Dia.	Z
#3	2¼"	4"
#4	3"	4½"
#5	3¾"	5"
#6	4½"	6"
#7	5¼"	7"
#8	6"	8"
#9	9"	10⅛"

TABLE C	
Bar Size	Splice Length
#4	1'- 4"
#5	1'- 8"
#6	1'-11"
#7	2'- 4"
#8	3'- 1"
#9	3'-11"

VDOT
ROAD AND BRIDGE STANDARDS

SHEET 1 OF 7 | REVISION DATE
1006.15

WING DETAILS

2:1 FILL SLOPE - TYPE I

VIRGINIA DEPARTMENT OF TRANSPORTATION

SPECIFICATION REFERENCE