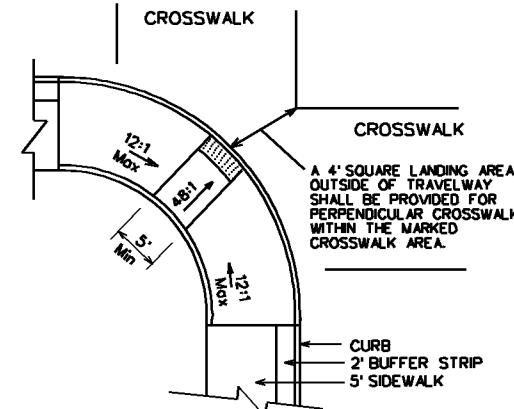
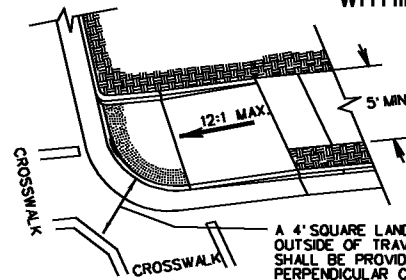


TYPICAL PLACEMENT AT INTERSECTION WITHIN CROSSWALK

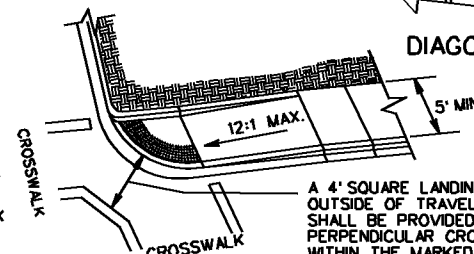


DIAGONAL PLACEMENT



WITH BUFFER STRIP

A 4' SQUARE LANDING AREA OUTSIDE OF TRAVELWAY SHALL BE PROVIDED FOR PERPENDICULAR CROSSWALK WITHIN THE MARKED CROSSWALK AREA.



A 4' SQUARE LANDING AREA OUTSIDE OF TRAVELWAY SHALL BE PROVIDED FOR PERPENDICULAR CROSSWALK WITHIN THE MARKED CROSSWALK AREA.

NOTES: FOR GENERAL NOTES ON THE DETECTABLE WARNING SURFACE, SEE SHEET 1 OF 5.

THE REQUIRED LENGTH OF A PARALLEL RAMP IS LIMITED TO 15 FEET, REGARDLESS OF THE SLOPE.

TYPE B PARALLEL APPLICATION		
ROADWAY GRADE IN PERCENT	MINIMUM RAMP LENGTH IN FEET	
	4" CURB	6" CURB
0	4	6
1	5	7
2	5	8
3	6	9
4	8	12
5	10	15
6	14	15



ROAD AND BRIDGE STANDARDS

SHEET 3 OF 5

REVISION DATE

203.07

10/09

# CG-12 DETECTABLE WARNING SURFACE

## TYPE B (PARALLEL) APPLICATION

VIRGINIA DEPARTMENT OF TRANSPORTATION

SPECIFICATION REFERENCE

105  
502