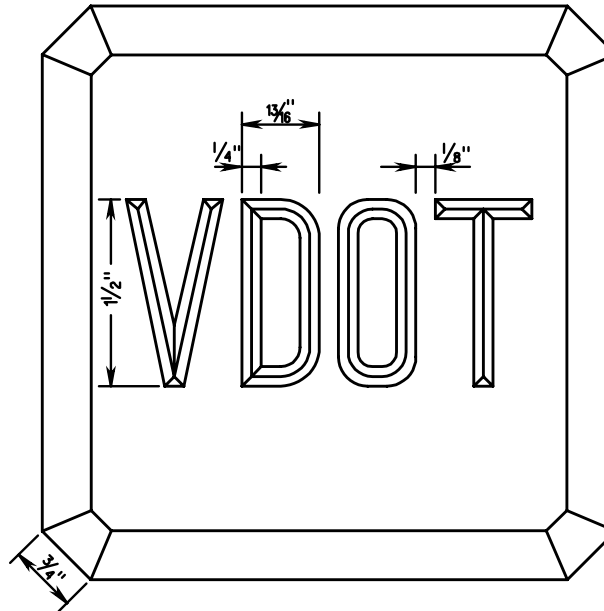
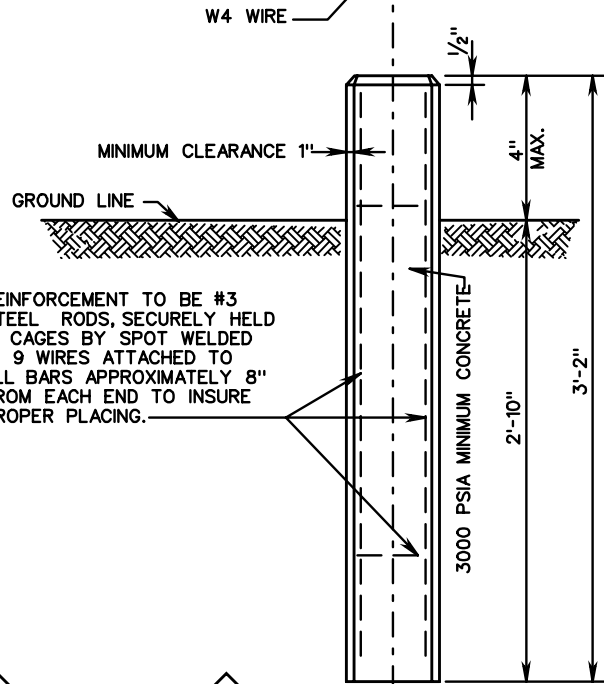
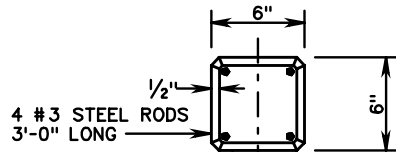
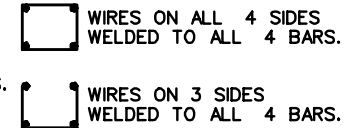


CENTER OF BACK OF MONUMENT TO BE CORRECT FOR STATION AND ALIGNMENT.

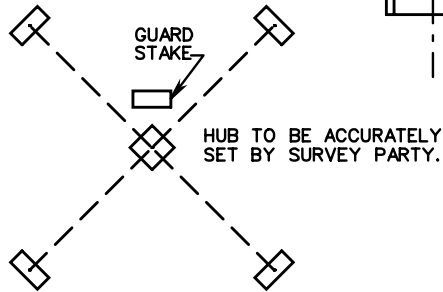


NOTES:
THE LETTERS "VDOT" ARE TO BE INDENTED IN THE TOP OF EACH RIGHT-OF-WAY MONUMENT.
IN ENTRANCES AND YARDS WHERE THE MONUMENTS WOULD BE UNSIGHTLY, THEY MAY BE SET WITH THE TOP FLUSH WITH THE GROUND.

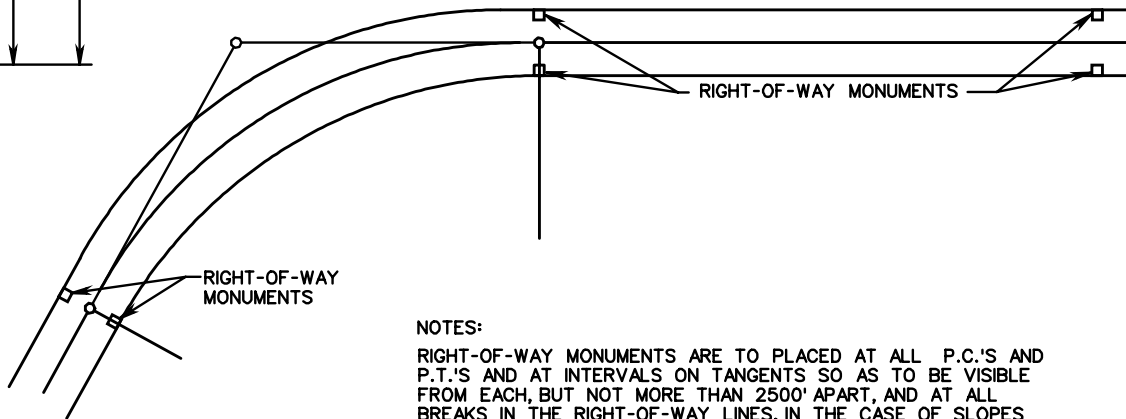
ALTERNATE METHODS OF PLACING WIRES



ALL LETTERING TO BE 1/2" STANDARD FOUNDRY LETTERS.



BEFORE HUB IS DISTURBED IN SETTING MONUMENTS FOUR LINER STAKES ARE TO BE SET, SO THAT TWO LINES STRETCHED BETWEEN STAKES WILL INTERSECT EXACTLY OVER TACK IN HUB. TOPS OF STAKES TO BE MORE THAN 9" ABOVE GROUND AT MONUMENT.



NOTES:
RIGHT-OF-WAY MONUMENTS ARE TO BE PLACED AT ALL P.C.'S AND P.T.'S AND AT INTERVALS ON TANGENTS SO AS TO BE VISIBLE FROM EACH, BUT NOT MORE THAN 2500' APART, AND AT ALL BREAKS IN THE RIGHT-OF-WAY LINES. IN THE CASE OF SLOPES ACQUIRED AS EASEMENT, THE MONUMENTS ARE TO BE SET ON NORMAL RIGHT-OF-WAY LINES.

RIGHT-OF-WAY MONUMENTS ARE TO BE SET PLUMB.



ROAD AND BRIDGE STANDARDS

SHEET 1 OF 1

REVISION DATE

504.01

STANDARD PLAN AND METHOD OF SETTING RIGHT-OF-WAY MONUMENTS

VIRGINIA DEPARTMENT OF TRANSPORTATION

SPECIFICATION REFERENCE

503