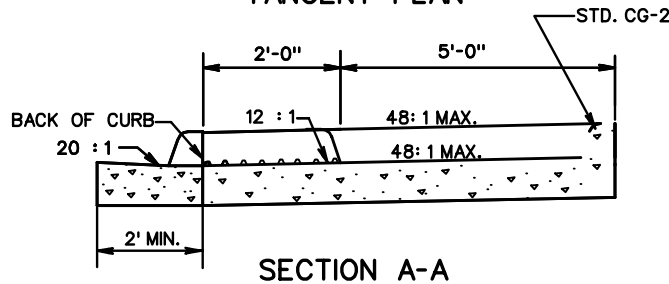
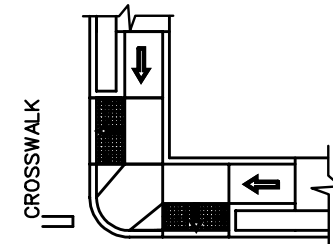


TANGENT PLAN



SECTION A-A

NOTE: FOR GENERAL NOTES ON THE DETECTABLE WARNING SURFACE, SEE SHEET 1 OF 4.



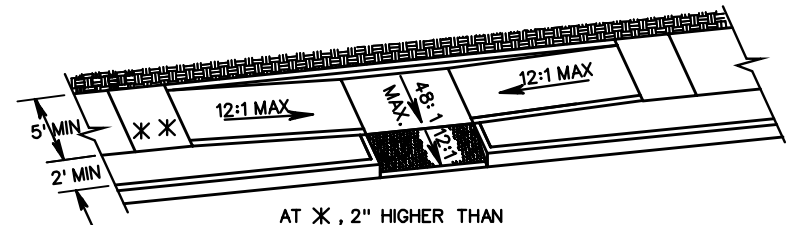
CROSSWALK

TYPICAL PLACEMENT AT INTERSECTION WITH BUFFER STRIP

THE SELECTION OF CURB TYPE AND THE CONFIGURATION OF THE UTILITY STRIP MAY VARY TO MEET EXISTING FIELD CONDITIONS AND ROADWAY GEOMETRICS PROVIDING THE DIMENSIONS AND SLOPES ARE AS NOTED.

| TYPE C PARALLEL & PERPENDICULAR APPLICATION | | |
|---|--------------------------------|---------|
| ROADWAY GRADE IN PERCENT | MINIMUM RAMP LENGTH IN FEET | |
| | 4" CURB | 6" CURB |
| 0 | 2 | 4 |
| 1 | 2 | 5 |
| 2 | 3 | 5 |
| 3 | 3 | 6 |
| 4 | 4 | 8 |
| 5 | 5 | 10 |
| 6 | 7 | 14 |
| 7 | 13 | 15 |
| 8 | 15 | 15 |

NOTE:
THE REQUIRED LENGTH OF A PARALLEL RAMP IS LIMITED TO 15 FEET, REGARDLESS OF THE SLOPE.



AT * , 2" HIGHER THAN
EDGE OF PAVEMENT
AT *X* , SAME AS TOP OF CURB

THIS COMBINED (PARALLEL & PERPENDICULAR) DESIGN FOR ALTERATIONS CAN BE USED WITH ADJOINING BUFFER STRIP. LANDING AT BOTTOM OF TWO SLOPING SIDES WITH 60" X 60" MIN. DIMENSIONS. THE SHORT PERPENDICULAR RUN TO THE STREET CAN BE PROTECTED BY A LANDSCAPED SETBACK OR CONNECTED TO THE SIDEWALK WITH A WARPED SURFACE.

SPECIFICATION
REFERENCE

105
502

CG-12 DETECTABLE WARNING SURFACE
TYPE C (PARALLEL & PERPENDICULAR) APPLICATION

VIRGINIA DEPARTMENT OF TRANSPORTATION

VDOT

ROAD AND BRIDGE STANDARDS

REVISION DATE

SHEET 4 OF 4

203.08