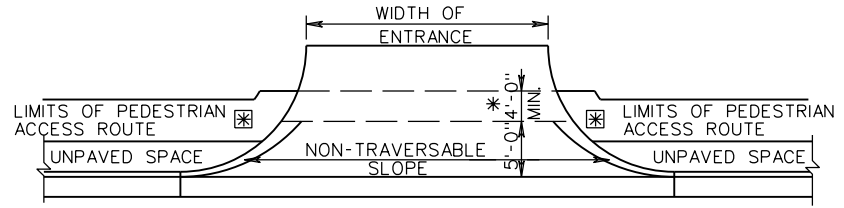


HALF PLAN

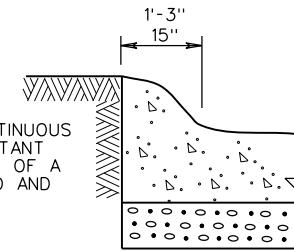


PEDESTRIAN ACCESS ROUTE DETAIL

ADDITIONAL RIGHT-OF-WAY IS REQUIRED IF THE LIMITS OF PEDESTRIAN ACCESS ROUTE  $\boxtimes$  EXTEND BEYOND EXISTING OR PROPOSED VDOT RIGHT-OF-WAY.

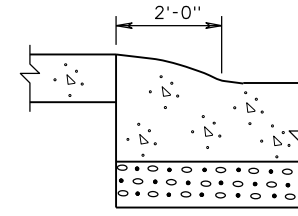
$\boxtimes$  PEDESTRIAN ACCESS ROUTES PROVIDE A CONTINUOUS UNOBSTRUCTED, STABLE, FIRM AND SLIP RESISTANT PATH CONNECTING ALL ACCESSIBLE ELEMENTS OF A FACILITY THAT CAN BE APPROACHED, ENTERED AND USED BY PEDESTRIANS.

\* IF PEDESTRIAN ACCESS ROUTES  $\boxtimes$  ARE BEING PROVIDED, A MINIMUM 4' TRAVERSABLE WIDTH IS REQUIRED WITH A MAX. 2% CROSS SLOPE.

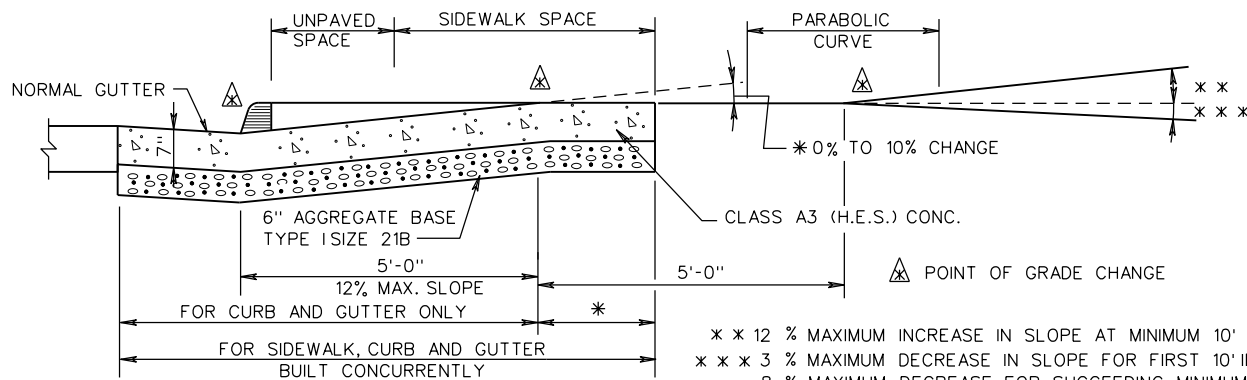


SECTION B-B

WHEN USED IN CONJUNCTION WITH STANDARD CG-3 OR CG-7, THE CURB FACE ON THIS STANDARD IS TO BE ADJUSTED TO MATCH THE MOUNTABLE CURB CONFIGURATION.

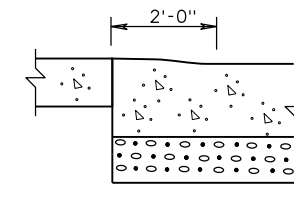


SECTION C-C



SECTION A-A

\* \* 12 % MAXIMUM INCREASE IN SLOPE AT MINIMUM 10' INTERVALS  
 \* \* \* 3 % MAXIMUM DECREASE IN SLOPE FOR FIRST 10' INTERVAL AND  
 8 % MAXIMUM DECREASE FOR SUCCEEDING MINIMUM 10' INTERVALS



SECTION D-D



ROAD AND BRIDGE STANDARDS

STANDARD ENTRANCE GUTTER

SPECIFICATION REFERENCE

SHEET 1 OF 1

REVISION DATE

VIRGINIA DEPARTMENT OF TRANSPORTATION

203.03

502