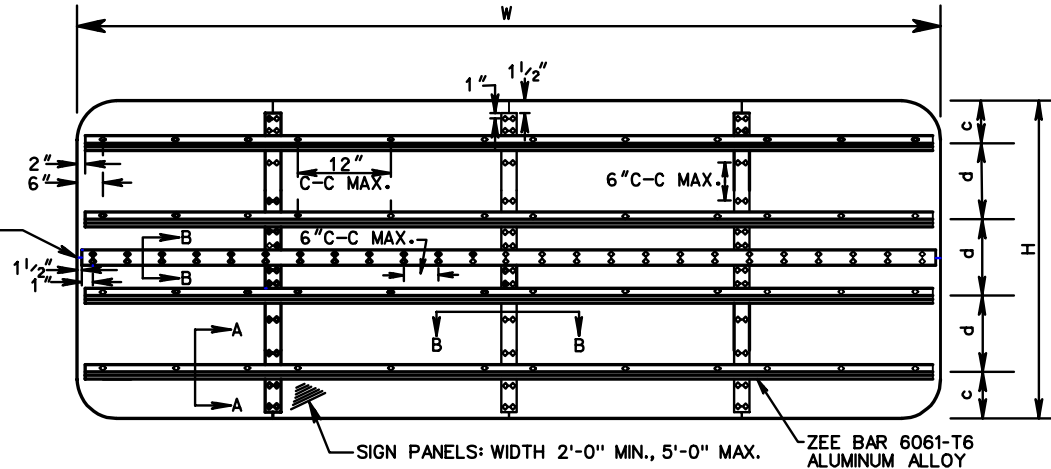


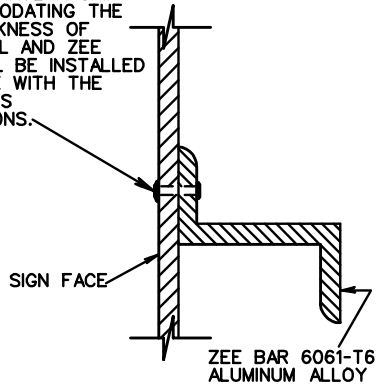
SIGNS HAVING A HEIGHT GREATER THAN 10' MAY HAVE ONE HORIZONTAL JOINT. HORIZONTAL JOINT SHALL BE BETWEEN LINES OF MESSAGE.



SECTION A-A

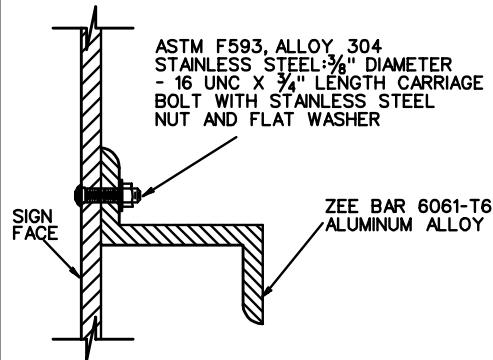
ALL INSTALLATIONS EXCEPT TOP AND BOTTOM ZEE BARS ON OVERHEAD SIGNS

3/16" DIAMETER RIVET - RIVETS SHALL BE DOME HEAD, BREAK MANDREL, BLIND RIVETS CONFORMING TO INDUSTRIAL FASTENERS INSTITUTE STANDARD IFI-114, STYLE 1, GRADES 10 OR 11 EXCEPT THAT THE MINIMUM ULTIMATE TENSILE STRENGTH SHALL BE 360 POUNDS. RIVETS SHALL HAVE A GRIP RANGE ACCOMMODATING THE COMBINED THICKNESS OF THE SIGN PANEL AND ZEE BAR AND SHALL BE INSTALLED IN ACCORDANCE WITH THE MANUFACTURER'S RECOMMENDATIONS.

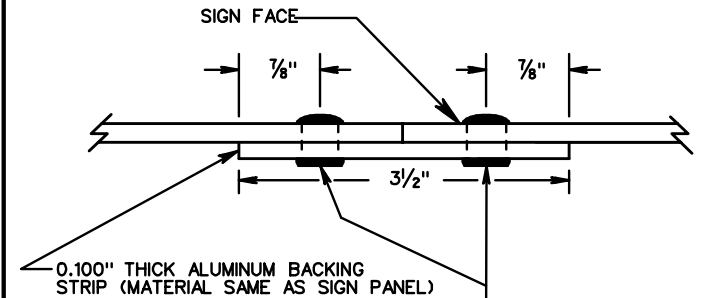


TOP AND BOTTOM ZEE BAR INSTALLATION ON OVERHEAD SIGNS

ASTM F593, ALLOY 304 STAINLESS STEEL: 3/8" DIAMETER - 16 UNC X 3/4" LENGTH CARRIAGE BOLT WITH STAINLESS STEEL NUT AND FLAT WASHER



SECTION B-B



RIVET (SAME AS USED FOR CONNECTING SIGN TO ZEE BAR). IN LIEU OF USING RIVETS, TAPE EQUAL TO 3M'S VHB DOUBLE COATED ACRYLIC FOAM TAPE MAY BE USED EXCEPT ON HORIZONTAL BACKING STRIP. TAPE SHALL BE INSTALLED IN ACCORDANCE WITH THE MANUFACTURER'S RECOMMENDATIONS.

SPECIFICATION REFERENCE

701

SIGN PANEL DESIGN

VIRGINIA DEPARTMENT OF TRANSPORTATION

VDOT

ROAD AND BRIDGE STANDARDS

REVISION DATE

SHEET 1 OF 2

1325.10