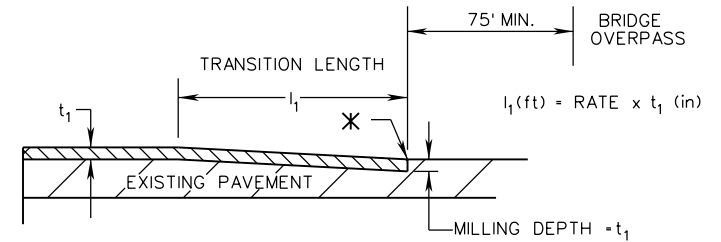


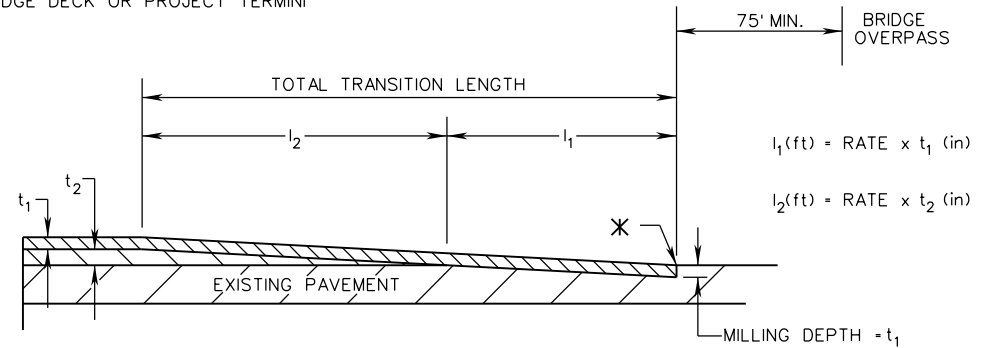
NOTES

1. TIE-IN REQUIREMENTS TO INTERSECTING ROADS OR STREETS SHALL BE IN ACCORDANCE WITH THE CONTRACT DOCUMENTS OR AT THE DIRECTION OF THE ENGINEER.
2. EXISTING PAVEMENT SURFACE SHALL BE PLANNED TO TRANSITION THE TOP COURSE OF THE ASPHALT CONCRETE OVERLAY. ANY SUB-COURSE TERMINATION MAY BE NOTCHED INTO THE EXISTING PAVEMENT OR BLENDED WITH THE NEXT COURSE OF PAVEMENT.
3. WHEN THERE IS A SPECIAL PROVISION FOR RIDEABILITY INCLUDED IN THE CONTRACT, A DISTANCE OF 105 FEET (0.02 OF A MILE), MEASURED FROM THE LINE OF THE TIE-IN WILL BE EXEMPTED FROM PAY ADJUSTMENT.
4. TRANSITION SHALL BEGIN/END AT THE PROJECT LIMITS, AT BRIDGE APPROACH SLAB/ABUTMENT (OR AN INTERMEDIATE POINT DETERMINED BY THE ENGINEER), AND A MINIMUM OF 75 FEET FROM A VERTICAL PLANE OF THE NEAREST OUTER FACE OF THE BRIDGE OVERPASS.
5. NO OVERLAY OR MILLING SHALL BE PERMITTED ON THE BRIDGE DECK WITHOUT THE PRIOR WRITTEN APPROVAL OF THE DISTRICT BRIDGE ENGINEER.



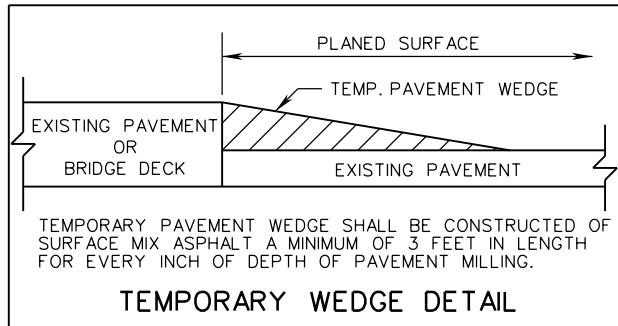
SINGLE COURSE OVERLAY TRANSITION GEOMETRY
(NOT TO SCALE)

✱ BRIDGE DECK OR PROJECT TERMINI

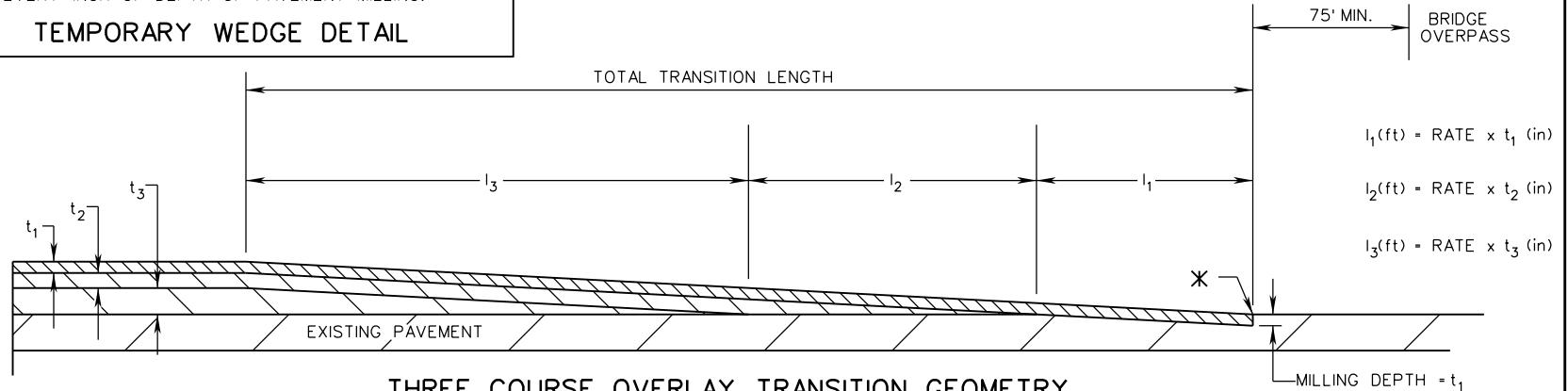


TWO COURSE OVERLAY TRANSITION GEOMETRY
(NOT TO SCALE)

TRANSITION RATE		POSTED SPEED MPH					
		25	35	45	55	65	70
RATE (FT/INCH)		20	25	35	40	45	50



TEMPORARY WEDGE DETAIL



THREE COURSE OVERLAY TRANSITION GEOMETRY
(NOT TO SCALE)

SPECIFICATION REFERENCE

- 210
- 315
- 515

A COPY OF THE ORIGINAL SEALED AND SIGNED DRAWING IS ON FILE IN THE CENTRAL OFFICE.
ASPHALT CONCRETE OVERLAY TRANSITIONS

VIRGINIA DEPARTMENT OF TRANSPORTATION

VDOT

ROAD AND BRIDGE STANDARDS

REVISION DATE

SHEET 1 OF 1

7/12

305.01