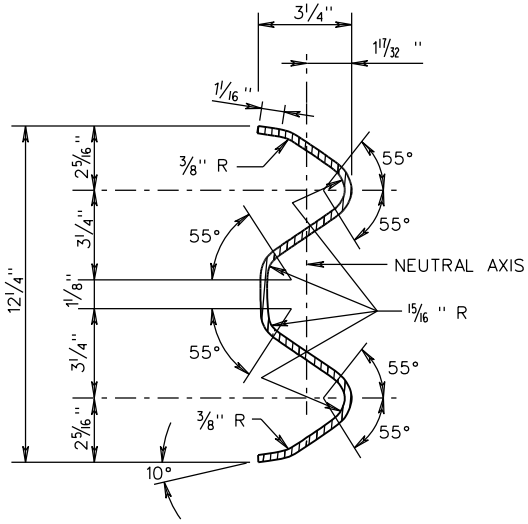

SECTION THRU RAIL ELEMENT AND W BEAM BACK-UP PLATE

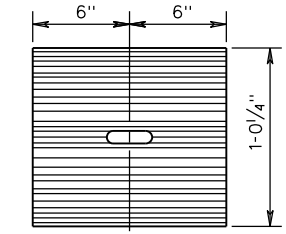

W BEAM BACK - UP PLATE

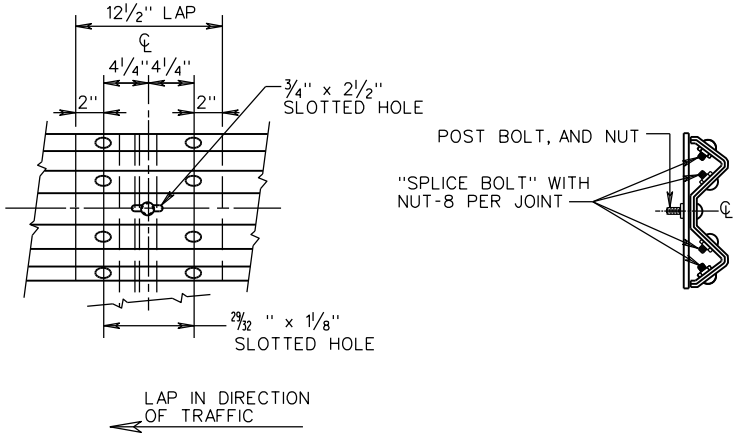

DETAIL OF SPLICE JOINT

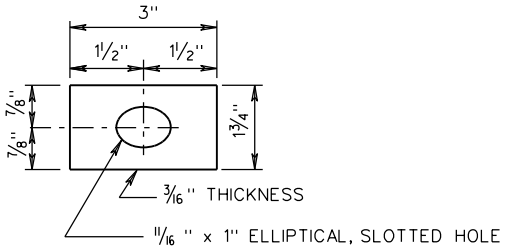

DETAIL OF STANDARD WASHER

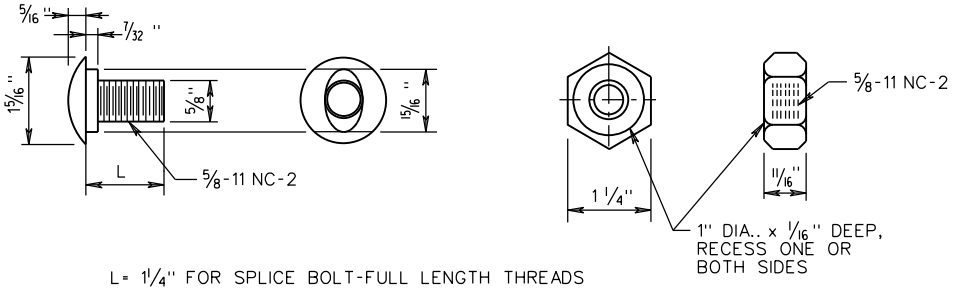

L= 1¼" FOR SPLICE BOLT-FULL LENGTH THREADS

L= 2" FOR SPLICE BOLT-FULL LENGTH THREADS ON NESTED W BEAMS.

L= 10" FOR STEEL POST BOLT-1½" MIN. THREADS

L= 18" FOR WOOD AND CONCRETE POST BOLT-2½" MIN. THREADS

L= 26" FOR MB WOOD OR CONCRETE POST-2" MIN. THREADS

DETAIL OF BUTTON HEAD BOLT AND RECESS NUT (GUARDRAIL BOLT)

NOTES:

ALL HARDWARE IS TO BE GALVANIZED IN ACCORDANCE WITH THE SPECIFICATIONS.

THE GUARDRAIL AND MEDIAN BARRIER COMPONENTS DEPICTED IN ARTBA TECHNICAL BULLETIN NUMBER 268B MAY BE SUBSTITUTED IF INTERCHANGEABLE WITH THE STANDARDS FOR GUARDRAIL (GR) OR MEDIAN BARRIER (MB) AND APPROVED BY THE ENGINEER.

SPECIFICATION REFERENCE	STANDARD GUARDRAIL HARDWARE	VDOT ROAD AND BRIDGE STANDARDS
221		
505	VIRGINIA DEPARTMENT OF TRANSPORTATION	REVISION DATE 01/14 — SHEET 1 OF 3 — 501.01