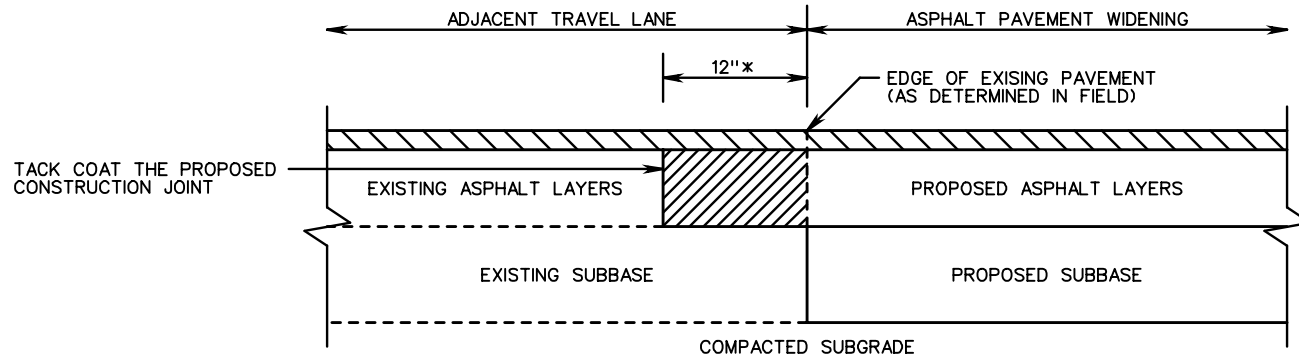




WP-2



CONSTRUCTION JOINT DETAIL

-  REMOVE EXISTING ASPHALT LAYERS TO EXISTING SUBBASE AND REPLACE WITH PROPOSED ASPHALT WIDENING LAYERS
-  PROPOSED MINIMUM 1½ INCH THICK ASPHALT SURFACE COURSE (SEE NOTE 5)
- * MINIMUM 12 INCHES, OR GREATER AS NECESSARY TO ABUT THE FULL THICKNESS OF EXISTING ASPHALT LAYERS AS DETERMINED BY CORES (SEE NOTE 3)

NOTES:

1. ASPHALT PAVEMENT WIDENING SHALL HAVE A PAVEMENT DESIGN IN ACCORDANCE WITH CURRENT VDOT PROCEDURES AND BE APPROVED BY THE ENGINEER.
2. THE PAVEMENT DESIGN FOR ASPHALT PAVEMENT WIDENING SHALL MEET OR EXCEED THE DEPTHS AND TYPES OF THE LAYERS OF EXISTING PAVEMENT. SUBSURFACE DRAINAGE OF THE EXISTING AND PROPOSED PAVEMENT SHALL BE ADDRESSED IN THE PAVEMENT DESIGN.
3. A MINIMUM OF THREE CORES SHALL BE TAKEN ALONG THE CENTER OF THE ADJACENT TRAVEL LANE TO DETERMINE THE TYPE AND THICKNESS OF EXISTING PAVEMENT LAYERS. THESE CORES SHALL BE SPACED NO MORE THAN 500 FEET APART.
4. THE ADJACENT TRAVEL LANE SHALL BE MILLED A MINIMUM DEPTH OF 1½ INCHES AND REPLACED WITH AN ASPHALT SURFACE COURSE TO MATCH THE PROPOSED PAVEMENT WIDENING SURFACE COURSE, UNLESS WAIVED BY THE ENGINEER.
5. THE ENGINEER MAY REQUIRE THE MILLING DEPTH OF THE EXISTING PAVEMENT TO BE ADJUSTED TO ACHIEVE AN ACCEPTABLE PAVEMENT CROSS-SLOPE AND EFFECTIVE SURFACE DRAINAGE.
6. EXISTING PAVEMENT MARKINGS AND MARKERS WITHIN THE PROJECT LIMITS SHALL BE RESTORED SUBJECT TO THE APPROVAL OF THE ENGINEER.
7. FINAL TRANSVERSE PAVEMENT TIE-IN SHALL CONFORM TO THE REQUIREMENTS OF SECTION 315.05(c) OF THE SPECIFICATIONS EXCEPT THAT ALL JOINTS AT TIE-IN LOCATIONS SHALL BE TESTED USING A 10 FOOT STRAIGHTEDGE IN ACCORDANCE WITH THE REQUIREMENTS OF SECTION 315.07(q) OF THE SPECIFICATIONS.



ROAD AND BRIDGE STANDARDS

PAVEMENT WIDENING

SPECIFICATION REFERENCE

SHEET 1 OF 1

REVISION DATE

VIRGINIA DEPARTMENT OF TRANSPORTATION

315

303.02