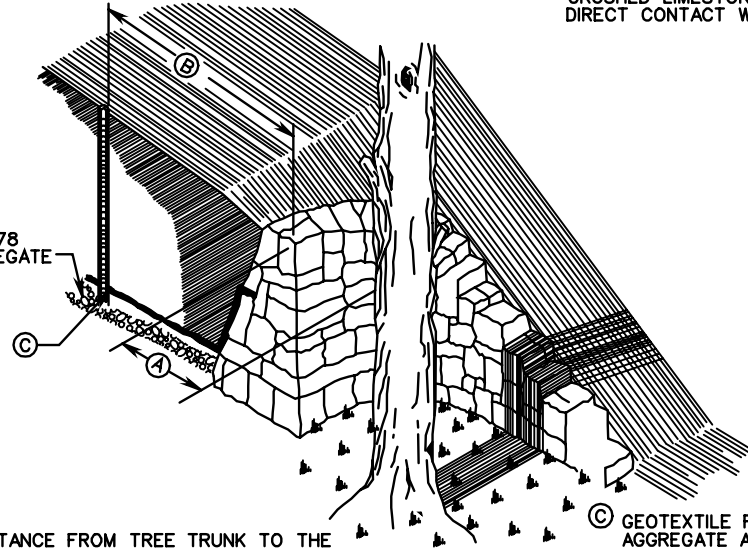


TW-1

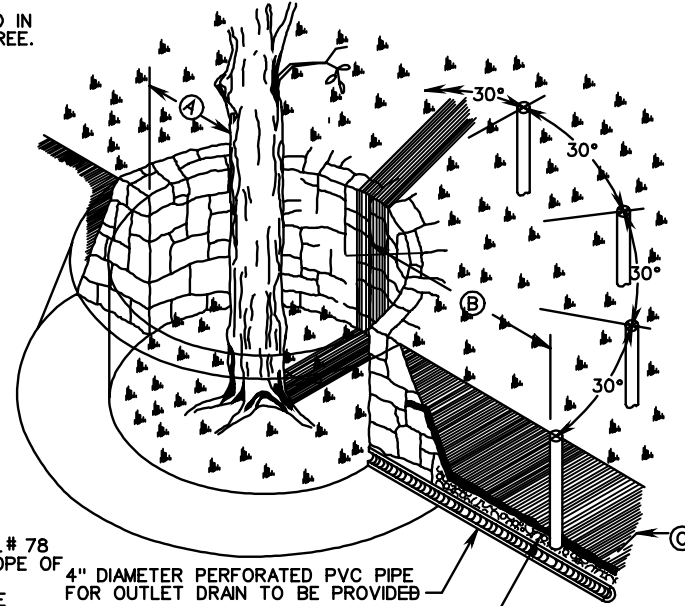
CRUSHED LIMESTONE SHALL NOT BE PLACED IN DIRECT CONTACT WITH THE ROOTS OF A TREE.

8" #78 AGGREGATE



(A) DISTANCE FROM TREE TRUNK TO THE WALL OR WELL TO BE 1/4 OF THE SPREAD OF THE TREE, OR AS INDICATED ON THE PLANS.

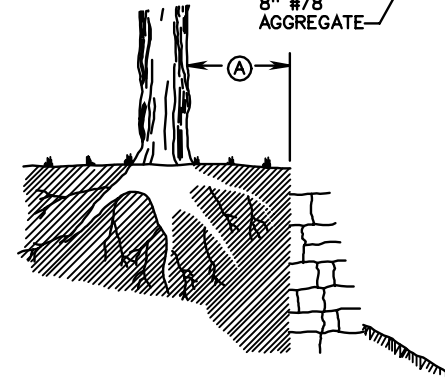
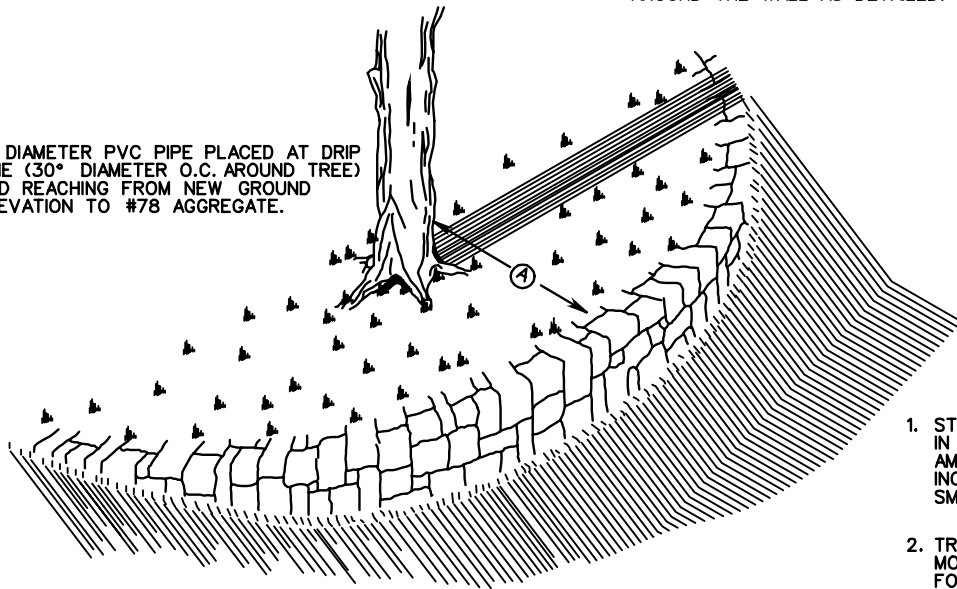
(C) GEOTEXTILE FABRIC SHALL COVER ALL # 78 AGGREGATE AND 1/2 THE BACK SLOPE OF RETAINING WALL, AND SHALL BE LAID BETWEEN THE JOINTS ON DRY RUBBLE WALLS AT LEAST AT FIVE LOCATIONS AROUND THE WALL AS DETAILED.



4" DIAMETER PERFORATED PVC PIPE FOR OUTLET DRAIN TO BE PROVIDED

8" #78 AGGREGATE

(B) 2" DIAMETER PVC PIPE PLACED AT DRIP LINE (30° DIAMETER O.C. AROUND TREE) AND REACHING TO #78 AGGREGATE.



GENERAL NOTES

1. STANDARD TREE WALLS AND TREE WELLS SHALL BE MEASURED AND PAID FOR IN ACCORDANCE WITH SEC. 506 OF THE ROAD AND BRIDGE SPECS. AND AS AMENDED BY THE FOLLOWING: THE CONTRACT UNIT PRICE SHALL ALSO INCLUDE #78 AGGREGATE, 4" PERFORATED SMOOTH WALL PVC PIPE, 2" SMOOTH WALL PVC PIPE, AND GEOTEXTILE FABRIC COMPLETE IN PLACE.
2. TREE WALLS AND TREE WELLS ARE TO BE CONSTRUCTED OF DRY RUBBLE, MORTAR RUBBLE, BLOCK OR BLOCK FACED BRICK AS SHOWN IN THE PLANS. FOR DETAILS OF RETAINING WALL DESIGN AND FOUNDATION, SEE STANDARD RW-1, RW-1A, OR RW-1B UNLESS OTHERWISE NOTED ON PLANS.
3. ALL TREE WALL OR TREE WELL INSTALLATIONS ARE TO BE APPROVED BY THE ENGINEER.



ROAD AND BRIDGE STANDARDS

SHEET 1 OF 1

REVISION DATE

1201.08

STANDARD TREE WALLS AND TREE WELLS

SUGGESTED TREATMENT

VIRGINIA DEPARTMENT OF TRANSPORTATION

SPECIFICATION REFERENCE

203
232
245
506